

J 2

Little Solsbery Hill Camp
Near Bath

UNIVERSITY OF BRISTOL SPELAEOLOGICAL SOCIETY J 2.0
 MUSEUM CATALOGUE No. 1, 2.

NEGATIVES			PHOTOGRAPHS	LANTERN SLIDES	
35mm	Up to ¼ pl.	½ and 1/1 pl.		2 x 2 in.	3½ x 3¼ in.
J 2.0 -1, 2	F.				

LOCATION

REFERENCES

1. Part of an ammonite whorl genus-
1955. AII. 1'. (2)
2. Part of a ?Jurassic fish tooth.
1955. AII. 1'. (2)

Moore's Modern Methods Ltd., London



To repeat order state 5" x 8" Feint



J2.0
3-5

UNIVERSITY OF BRISTOL SPELAEOLOGICAL SOCIETY
MUSEUM CATALOGUE

No.

NEGATIVES			PHOTOGRAPHS	LANTERN SLIDES	
35mm	Up to $\frac{1}{4}$ pl.	$\frac{1}{2}$ and 1/1 pl.		2 x 2 in.	$3\frac{1}{4}$ x $3\frac{1}{4}$ in.

LOCATION

REFERENCES

3. Fractured quartzite pebble. 1958 CI 2.
4. Burnt Liassic? pebble. 1958 CI 2.
5. Sandstone? pebble, could have been used as hone. 1958 CI 2.



UNIVERSITY OF BRISTOL SPELAEOLOGICAL SOCIETY
MUSEUM CATALOGUE

J2.0
6-9

No.

NEGATIVES			PHOTOGRAPHS	LANTERN SLIDES	
35mm	Up to $\frac{1}{4}$ pl.	$\frac{1}{2}$ and 1/1 pl.		2 x 2 in.	$3\frac{1}{4}$ x $3\frac{1}{4}$ in.

LOCATION

REFERENCES

6. 2 Soft red sandstone fragment. 1958 CII 2a.
7. Hard red sandstone pebble. 1958 CII 2a.
8. Grey/pink micaceous sandstone fragment. 1958 CII 2a.
9. Two quartzite pebbles. 1958 CII 2a.



J2.0
10-13

UNIVERSITY OF BRISTOL SPELAEOLOGICAL SOCIETY
MUSEUM CATALOGUE

No.

NEGATIVES			PHOTOGRAPHS	LANTERN SLIDES	
35mm	Up to ¼ pl.	½ and 1/1 pl.		2 x 2 in.	3¼ x 3¼ in.

LOCATION

REFERENCES

10. Large fragment of Liassic lst., showing a possibly man-made groove. 1958 CIII 2a.
11. Piece of blue slate. 1958 CIII2a.
12. Two small pebbles of foreign material. 1958 CIII 2a.
13. Rounded and worn belemnite point. 1958 CIII 2a.



J2.0
14 - 17

UNIVERSITY OF BRISTOL SPELAEOLOGICAL SOCIETY
MUSEUM CATALOGUE

No.

NEGATIVES			PHOTOGRAPHS	LANTERN SLIDES	
35mm	Up to ¼ pl.	½ and 1/1 pl.		2 x 2 in.	3½ x 3½ in.

LOCATION

REFERENCES

14. Red flint pebble. 1958 CI 2b.
15. Angular fragment of micaceous red sandstone. 1958 CI 2b,3.
16. Large rounded sandstone pebble. 1958 CI 4,5.
17. Grey Liassic fragment. 1958 CII 6.

UNIVERSITY OF BRISTOL SPELAEOLOGICAL SOCIETY
MUSEUM CATALOGUE

No. J 2.0
18,19, 20

NEGATIVES			PHOTOGRAPHS	LANTERN SLIDES	
35mm	Up to ¼ pl.	½ and 1/1 pl.		2 x 2 in.	3¼ x 3¼ in.
				colour	

LOCATION

REFERENCES

Proc U.B.S.S. Vol. 8,1.

18. GENERAL view of the 1955 excavations from the South
19. C. Bristowe taking photographs of the excavations 1955
20. View of the Northernmost pit (A 1.) in Proc. Vol 8(1)





To repeat order state 5" x 8" Feint

UNIVERSITY OF BRISTOL SPELAEOLOGICAL SOCIETY
MUSEUM CATALOGUE

J2.0
21, 22, 23,
24

No.

NEGATIVES			PHOTOGRAPHS	LANTERN SLIDES	
35mm	Up to 1/4 pl.	1/2 and 1/1 pl.		2 x 2 in.	3 1/2 x 3 1/2 in.
				colour	

LOCATION

REFERENCES

Proc. ~~XV BXXXIX~~ U.B.S.S. Vol 8 No.1

21. General view of the excavations looking North East. Sept 1955
22. Photograph of the cutting of the first turf in the 1955 excavation.
23. Rampart walk ~~xxx~~ ditch and embankment S. side 1955
24. General view of the excavations from the Pit All1 nearest the camera

52.0

UNIVERSITY OF BRISTOL SPELAEOLOGICAL SOCIETY 26-30
MUSEUM CATALOGUE No.

NEGATIVES			PHOTOGRAPHS	LANTERN SLIDES	
35mm	Up to 1/4 pl.	1/2 and 1/1 pl.		2 x 2 in.	3 1/2 x 3 1/2 in.
				Colour	

LOCATION

REFERENCES

25. View of the hearth in pit A1 The pit is in the lighter colour

26. Pit in the East side of pit A 11 , no layering visible

27. Hearth in pit ~~A11~~ A111 at a depth of six inches. Beneath the

~~28.~~ hearth a human jaw was found. Sept. 1955

28. The pit A111 in the N. E. corner of the dig 1955

29. View of the rampart (vert. section) with scale Inner face

29a wall is seen

30. As 29 above but a more distant view.

Moore's Modern Methods Ltd., London



To repeat order state 5" x 8" Feint

UNIVERSITY OF BRISTOL SPELAEOLOGICAL SOCIETY
MUSEUM CATALOGUE

J2.0

No.

31-36

NEGATIVES			PHOTOGRAPHS	LANTERN SLIDES	
35mm	Up to 1/4 pl.	1/2 and 1/1 pl.		2 x 2 in.	3 1/2 x 3 1/2 in.
				COLOUR	

LOCATION

REFERENCES

- ~~31~~ 31. Square A. 1. post holes , showing stratification 1955.
 32. Post holes of Primary level . Chock stones are seen near the
 bottom of the right hand hole.
 33. Pit A1. Slide shows the wall of the pit with scale.
 34. Pit A.1. seen looking N. with scale
 35. Pit A.1. Nrth face seen in section.
 36 Pit A.111. about six inches deep.



UNIVERSITY OF BRISTOL SPELAEOLOGICAL SOCIETY
MUSEUM CATALOGUE

No. J2.0
37.0, 37.1

NEGATIVES			PHOTOGRAPHS	LANTERN SLIDES	
35mm	Up to 1/4 pl.	1/2 and 1/1 pl.		2 x 2in.	3 1/2 x 3 1/2 in.
	37.0 } 37.1 } <i>duplicates</i>		37 R.P. N.F		

LOCATION

REFERENCES

"Recent Finds at Salisbury Hill Camp, near Bath."
Falconer & Adams.

37.0) Reproduction of Proc. 1935, 4(3), Pl. I "Dry Welling
37.1) S.W. Camp." Figure is C. Bruce Perry - original
photo by S.B. Adams. Copy Neg/Print H. Taylor 1957.

[This was in area of slip at edge of quarry & etc]
[14/5/74]

UNIVERSITY OF BRISTOL SPELAEOLOGICAL SOCIETY
MUSEUM CATALOGUE

No. J2.0
38, 39

NEGATIVES			PHOTOGRAPHS	LANTERN SLIDES	
35mm	Up to $\frac{1}{4}$ pl.	$\frac{1}{2}$ and 1/1 pl.		2 x 2in.	$3\frac{1}{2}$ x $3\frac{1}{4}$ in.
	38 39		38 R.P. N.F. 39 R.P. N.F.		

LOCATION

REFERENCES

Salisbury Hill Camp - Bath
Proc. 1957, 8 (1)

- 38 Plan of Little Salisbury. Copy from Proc. Fig. 1
- 39 Plan and sections Little Salisbury. 1955, 1956 Excavations.
Pl. 6A.

Both copy negs. by H. Taylor 1957 from Proc.





UNIVERSITY OF BRISTOL SPELAEOLOGICAL SOCIETY
MUSEUM CATALOGUE

No. J2.0
40, 41

NEGATIVES			PHOTOGRAPHS	LANTERN SLIDES	
35mm	Up to $\frac{1}{4}$ pl.	$\frac{1}{2}$ and 1/1 pl.		2 x 2in.	$3\frac{1}{2}$ x $3\frac{1}{4}$ in.

LOCATION

REFERENCES

- ~~2#~~ 40 Old air photograph of camp area. Entrance is not seen. On same mount drawing of camp showing positions of various quarries. Mounted on card. Source of plan + photograph unknown. Quarry H etc
- 41 Photograph + diagrammatic section of quarry H ca 1900
Drawn 1930. Photograph and origin unknown.



UNIVERSITY OF BRISTOL SPELAEOLOGICAL SOCIETY
MUSEUM CATALOGUE

No. J20
42-48

NEGATIVES			PHOTOGRAPHS	LANTERN SLIDES	
35mm	Up to $\frac{1}{4}$ pl.	$\frac{1}{2}$ and 1/1 pl.		2 x 2in.	$3\frac{1}{2}$ x $3\frac{1}{2}$ in.
			42-48 postcards		

LOCATION

REFERENCES

Series of postcard size photographs numbered
10-16 of 1955 and 1958 excavations. Photos. by
W.A. Dawden. Remounted 42-48

- 42 1955 Preliminary lay out and fencing of squares A1-6
of which only A1-A3 were dug A1 = N, A3 = S.
- 43 1955 AI Early stage excavation. Remnant of bench
wall slip on left
- 44 1955 AI and hearth \pm 1. Lance head in
black earth above hearth. Scale 1ft.
- 45 1955 AI another view of H1
- 46 1955 AIII Potholes I & II partially excavated.



To repeat order state Feint, Size 5" x 8"

UNIVERSITY OF BRISTOL SPELAEOLOGICAL SOCIETY
MUSEUM CATALOGUE

No. J 2.0
47-48

NEGATIVES			PHOTOGRAPHS	LANTERN SLIDES	
35mm	Up to $\frac{1}{4}$ pl.	$\frac{1}{2}$ and 1/1 pl.		2 x 2in.	$3\frac{1}{2}$ x $3\frac{1}{2}$ in.

LOCATION

REFERENCES

47 } 1958 Two fr views of inner face of
48 } dry stone wall of ~~the~~ rampart. Wall is collapsing
into natural rift. Square CI (POBSS. 1962, 9(3))

UNIVERSITY OF BRISTOL SPELAEOLOGICAL SOCIETY
MUSEUM CATALOGUE

No. J2.0
49-53

NEGATIVES			PHOTOGRAPHS	LANTERN SLIDES	
35mm	Up to $\frac{1}{4}$ pl.	$\frac{1}{2}$ and $1/1$ pl.		2 x 2in.	$3\frac{1}{4}$ x $3\frac{1}{4}$ in.
					54c <u>FKT</u> <u>colln</u> S280T

LOCATION

REFERENCES

- 49 1955 Plan of square AI (N)
- 50 1955 " " " AII (centre)
- 51 1955 " " " AIII (S)
- 52 1958 Rough plan of squares CI (N) to CIII (S)
2' east of 1956 trench
- 53 1958 Rough sections of squares CI (N) to CIII S
showing ~~an~~ rampart wall at N side of CI
- 54 Nov. 73. Air photograph by J. Hancock. Green patches = pits?

UNIVERSITY OF BRISTOL SPELAEOLOGICAL SOCIETY J2.11
 MUSEUM CATALOGUE No. 1, 1a, 1b.

NEGATIVES			PHOTOGRAPHS	LANTERN SLIDES	
35mm	Up to $\frac{1}{4}$ pl.	$\frac{1}{2}$ and 1/1 pl.		2 x 2 in.	$3\frac{1}{2}$ x $3\frac{1}{2}$ in.

LOCATION

REFERENCES

1. Portion of mandible containing 4 teeth; the rest were probably lost before death by pyorrhoea. They were somewhat protrusive.

1955. AIII. 7':4'5":1'2".

(2)

1a. Premolar, found 2' west of jaw.

(2)

1b. Premolar, found 2' west-south-west of the jaw.

(2)

These teeth are almost certainly lost from the above jaw.

UNIVERSITY OF BRISTOL SPELAEOLOGICAL SOCIETY
MUSEUM CATALOGUE

No. JB.14
1a, 1b, 2.

NEGATIVES			PHOTOGRAPHS	LANTERN SLIDES	
35mm	Up to 1/4 pl.	1/2 and 1/1 pl.		2 x 2 in.	3 1/4 x 3 1/2 in.

LOCATION

REFERENCES

- 1a. Large fragment of tibia. 1958 CII 2a.
 1b. Small fragment of ?human bone. 1958 CII 2a.
 2 Fragment of pelvis. 1958 CI 2b. (1'2 : 9'0 : 2'0)

Moore's Modern Methods Ltd., London



To repeat order state 5" x 8" Feint



J2.2
1 - 5

UNIVERSITY OF BRISTOL SPELAEOLOGICAL SOCIETY
MUSEUM CATALOGUE

No.

NEGATIVES			PHOTOGRAPHS	LANTERN SLIDES	
35mm	Up to $\frac{1}{4}$ pl.	$\frac{1}{2}$ and 1/1 pl.		2 x 2 in.	$3\frac{1}{4}$ x $3\frac{1}{4}$ in.

LOCATION

REFERENCES

- 1 9/15 cannon bone
- 2 Ox. Radius prox.
- 3 L. Astragalus ox
- 4 Goat/Sheep scapula
- 5 Pig ulna

1955 (6)

UNIVERSITY OF BRISTOL SPELAEOLOGICAL SOCIETY
MUSEUM CATALOGUE

J2.2
No. 6 - 10

NEGATIVES			PHOTOGRAPHS	LANTERN SLIDES	
35mm	Up to 1/4 pl.	1/2 and 1/1 pl.		2 x 2 in.	3 1/2 x 3 1/2 in.

LOCATION

REFERENCES

- 6 Ox (?) vertebra
- 7 Pig scapula
- 8 Pig lower jaw
- 9 Radius ox
- 10 Cannon bone ox.

1953 (6)

Moore's Modern Methods Ltd., London



To repeat order state 5" x 8" Feint

UNIVERSITY OF BRISTOL SPELAEOLOGICAL SOCIETY 11
MUSEUM CATALOGUE

J2.2

-15

No.

NEGATIVES			PHOTOGRAPHS	LANTERN SLIDES	
35mm	Up to 1/4 pl.	1/2 and 1/1 pl.		2 x 2 in.	3 1/4 x 3 1/4 in.

LOCATION

REFERENCES

- 11 Oa, radim
- 12 jaw, oxc
- 13 Radius ox
- 14 Head of ox femur
- 15 2/3 long bone

1955 (6)

Moore's Modern Methods Ltd., London



To repeat order state 5" x 8" Feint

UNIVERSITY OF BRISTOL SPELAEOLOGICAL SOCIETY
MUSEUM CATALOGUE

J2.2
16 - 20

No.

NEGATIVES			PHOTOGRAPHS	LANTERN SLIDES	
35mm	Up to 1/4 pl.	1/2 and 1/1 pl.		2 x 2 in.	3 1/4 x 3 1/4 in.

LOCATION

REFERENCES

- 16 Humer, ox
- 17 Ox (?) Vertebra
- 18 Cannon bone ox
- 19 Ox (?) Vertebra
- 20 G/S humerus

1955 (6)



UNIVERSITY OF BRISTOL SPELAEOLOGICAL SOCIETY
MUSEUM CATALOGUE

J2.2
21 - 25

No.

NEGATIVES			PHOTOGRAPHS	LANTERN SLIDES	
35mm	Up to 1/4 pl.	1/2 and 1/1 pl.		2 x 2 in.	3 1/2 x 3 1/4 in.

LOCATION

REFERENCES

21

22 Goat/sheep femur

23 Ox pharynx

24 G/S vertebra

25 Pig pharynx

1955 (6)

Moore's Modern Methods Ltd., London



To repeat order state 5" x 8" Feint

UNIVERSITY OF BRISTOL SPELAEOLOGICAL SOCIETY
MUSEUM CATALOGUE

J2.2
26 - 30

No.

NEGATIVES			PHOTOGRAPHS	LANTERN SLIDES	
35mm	Up to 1/4 pl.	1/2 and 1/1 pl.		2 x 2 in.	3 1/4 x 3 1/4 in.

LOCATION

REFERENCES

- 26 G/S Tibia
- 27 G/S Cannonbone
- 28 G/S cannon bone
- 29 Owl R. Scapula
- 30 Ox calf femur

1955 (6)

Moore's Modern Methods Ltd., London



To repeat order state 5" x 8" Feint

Moore's Modern Methods Ltd., London



To repeat order state 5' x 8' Feint

UNIVERSITY OF BRISTOL SPELAEOLOGICAL SOCIETY
MUSEUM CATALOGUE

J2.2
36 - 40

No.

NEGATIVES			PHOTOGRAPHS	LANTERN SLIDES	
35mm	Up to 1/4 pl.	1/2 and 1/1 pl.		2 x 2 in.	3 1/4 x 3 1/4 in.

LOCATION

REFERENCES

36 Pig calcarium

37

38 Ox L. scaphoia waish

39 Ox calcarium

40

1953 (6)

UNIVERSITY OF BRISTOL SPELAEOLOGICAL SOCIETY
MUSEUM CATALOGUE

J2.2
No. 41 - 45

NEGATIVES			PHOTOGRAPHS	LANTERN SLIDES	
35mm	Up to 1/4 pl.	1/2 and 1/1 pl.		2 x 2 in.	3 1/4 x 3 1/4 in.

LOCATION

REFERENCES

41

42 Pig calcaneus

43 G/S cannon bone

44 G/S humerus

45 G/S cannon bone

1955 (6)



UNIVERSITY OF BRISTOL SPELAEOLOGICAL SOCIETY
MUSEUM CATALOGUE

J2.2
46 - 50

No.

NEGATIVES			PHOTOGRAPHS	LANTERN SLIDES	
35mm	Up to 1/4 pl.	1/2 and 1/1 pl.		2 x 2 in.	3 1/4 x 3 1/4 in.

LOCATION

REFERENCES

46 G/S long bone

~~47~~

48 G/S astragalus

49 Pig ribs (young)

50 G/S phalange

1955 (6)

Moore's Modern Methods Ltd., London



To repeat order state 5" x 8" Feint

UNIVERSITY OF BRISTOL SPELAEOLOGICAL
MUSEUM CATALOGUE

J2.2
51 - 55
No.

NEGATIVES			PHOTOGRAPHS	LANTERN SLIDES	
35mm	Up to 1/4 pl.	1/2 and 1/1 pl.		2 x 2 in.	3 1/2 x 3 1/4 in.

LOCATION

REFERENCES

- 51 2x phalynx
- 52
- 53 G/S phalynx
- 54 G/S pelvic bone
- 55

1955(6)

Moore's Modern Methods Ltd., London



To repeat order state 5" x 8" Feint

UNIVERSITY OF BRISTOL SPELAEOLOGICAL SOCIETY
MUSEUM CATALOGUE

No. J2.2
56 - 60

NEGATIVES			PHOTOGRAPHS	LANTERN SLIDES	
35mm	Up to 1/4 pl.	1/2 and 1/1 pl.		2 x 2 in.	3 1/4 x 3 1/4 in.

LOCATION

REFERENCES

- 56 G/S Cannon bone
- 57 G/S calcaneum
- 58 Proj patella
- 59 G/S Cannon bone
- 60 Be tarsal

Moore's Modern Methods Ltd., London



To repeat order state 5" x 8" Feint

1955 (6)

J2.2 ~~911v-~~

UNIVERSITY OF BRISTOL SPELAEOLOGICAL SOCIETY 61 - 65
MUSEUM CATALOGUE

No.

NEGATIVES			PHOTOGRAPHS	LANTERN SLIDES	
35mm	Up to 1/4 pl.	1/2 and 1/1 pl.		2 x 2 in.	3 1/2 x 3 1/2 in.

LOCATION

REFERENCES

61 *Rx phalyx*
 62 *G/S phalyx*
 63 *G/S phalyx*
 64 *G/S phalyx*
 65

1935 (6)

Moore's Modern Methods Ltd., London



To repeat order state 5" x 8" Feint

UNIVERSITY OF BRISTOL SPELAEOLOGICAL SOCIETY
MUSEUM CATALOGUE

No. J2.2
66 - 70

NEGATIVES			PHOTOGRAPHS	LANTERN SLIDES	
35mm	Up to 1/4 pl.	1/2 and 1/1 pl.		2 x 2 in.	3 1/4 x 3 1/4 in.

LOCATION

REFERENCES

66

67 G/S ear bone

68

69 G/S pharynx

70 G/S patella

1955 (6)

Moore's Modern Methods Ltd., London



To repeat order state 5" x 8" Feint

UNIVERSITY OF BRISTOL SPELAEOLOGICAL SOCIETY
MUSEUM CATALOGUE

J2.2
No. 71 - 75

NEGATIVES			PHOTOGRAPHS	LANTERN SLIDES	
35mm	Up to 1/4 pl.	1/2 and 1/1 pl.		2 x 2 in.	3 1/4 x 3 1/4 in.

LOCATION

REFERENCES

- 71 G/S long bone
72 G/S Vertebra
73 G/S Vertebra
74 Pig phalanges
75 G/S phalanges

1955 (6)

Moore's Modern Methods Ltd., London



To repeat order state 5" x 8" Feint

J2.2

UNIVERSITY OF BRISTOL SPELAEOLOGICAL SOCIETY

MUSEUM CATALOGUE

No. 76 - 80

NEGATIVES			PHOTOGRAPHS	LANTERN SLIDES	
35mm	Up to 1/4 pl.	1/2 and 1/1 pl.		2 x 2 in.	3 1/4 x 3 1/4 in.

LOCATION

REFERENCES

76

77 Pig ribs (Young)

78 6/5 l. jaw frag.

79

80 9/5 calcaneum.

1955 (6)

Moore's Modern Methods Ltd., London



To repeat order state 5" x 8" Feint

UNIVERSITY OF BRISTOL SPELAEOLOGICAL
MUSEUM CATALOGUE

SOCIETY ^{J2.2} 81 - 85
No.

NEGATIVES			PHOTOGRAPHS	LANTERN SLIDES	
35mm	Up to 1/4 pl.	1/2 and 1/1 pl.		2 x 2 in.	3 1/4 x 3 1/4 in.

LOCATION
REFERENCES

- 81 G/S pharynx
- 82 G/S long bone
- 83 G/S Tibia
- 84 G/S Calcaneum
- 85 G/S pharynx

1955 (6)

Moore's Modern Methods Ltd., London



To repeat order state 5" x 8" Feint

Moore's Modern Methods Ltd., London



To repeat order state 5" x 8" Feint

UNIVERSITY OF BRISTOL SPELAEOLOGICAL SOCIETY
MUSEUM CATALOGUE

86 $\frac{J2.2}{-90}$

No.

NEGATIVES			PHOTOGRAPHS	LANTERN SLIDES	
35mm	Up to $\frac{1}{4}$ pl.	$\frac{1}{2}$ and 1/1 pl.		2 x 2 in.	$3\frac{1}{4}$ x $3\frac{1}{4}$ in.

LOCATION

REFERENCES

- 86 G15 phalynx
- 87
- 88 G15 phalynx
- 89 Pig Phalynx
- 90 G/S Ungal phalynx

1955 (6)

UNIVERSITY OF BRISTOL SPELAEOLOGICAL SOCIETY
MUSEUM CATALOGUE

J2.2
91 - 95

No.

NEGATIVES			PHOTOGRAPHS	LANTERN SLIDES	
35mm	Up to $\frac{1}{4}$ pl.	$\frac{1}{2}$ and 1/1 pl.		2 x 2 in.	$3\frac{1}{2}$ x $3\frac{1}{4}$ in.

LOCATION

REFERENCES

- 91 915 phalynx
 92 915 phalynx
 93
 94 915 phalynx
 95 915 phalynx

1955 (6)

Moore's Modern Methods Ltd., London



To repeat order state 5" x 8" Feint

UNIVERSITY OF BRISTOL SPELAEOLOGICAL SOCIETY
MUSEUM CATALOGUE

No. $\frac{J2.2}{96 - 99}$
96 - 99

NEGATIVES			PHOTOGRAPHS	LANTERN SLIDES	
35mm	Up to 1/4 pl.	1/2 and 1/1 pl.		2 x 2 in.	3 1/4 x 3 1/4 in.

LOCATION

REFERENCES



Moore's Modern Methods Ltd., London

To repeat order state 5" x 8" Feint

~~96~~ 8/s Phalynse
97
98 9/s phalynse
~~99~~

1955 (6)

UNIVERSITY OF BRISTOL SPELAEOLOGICAL SOCIETY
MUSEUM CATALOGUE

No. J2.2
100-105

NEGATIVES			PHOTOGRAPHS	LANTERN SLIDES	
35mm	Up to 1/4 pl.	1/2 and 1/1 pl.		2 x 2 in.	3 1/2 x 3 1/4 in.

LOCATION

REFERENCES

- 100 *s/s long bone*
- 101 *Ox jaw*
- 102 *Ox ungul phalynx*
- 103 *Ox rib*
- 104 *s/s long bone*
- 105 *Ox calcaneum*

1955 (2)



UNIVERSITY OF BRISTOL SPELAEOLOGICAL SOCIETY
MUSEUM CATALOGUE

^{J212}
106-110

No.

NEGATIVES			PHOTOGRAPHS	LANTERN SLIDES	
35mm	Up to 1/4 pl.	1/2 and 1/1 pl.		2 x 2 in.	3 1/2 x 3 1/2 in.

LOCATION

REFERENCES

- 106 G/s Humerus
107
108 G/s Vertebra
109 Pig (young) tibia
110 G/s Long bone -

1955 (2)

Moore's Modern Methods Ltd., London



To repeat order state 5" x 8" Feint

UNIVERSITY OF BRISTOL SPELAEOLOGICAL SOCIETY
MUSEUM CATALOGUE

J2.2
No. 111-115

NEGATIVES			PHOTOGRAPHS	LANTERN SLIDES	
35mm	Up to 1/4 pl.	1/2 and 1/1 pl.		2 x 2 in.	3 1/4 x 3 1/4 in.

LOCATION

REFERENCES

- 111 Radius, ox
 112 Scapula, ox
 113
 114 G/s long bone
 115 Ox vertebra

1955 (2)

Moore's Modern Methods Ltd., London



To repeat order state 5" x 8" Feint

UNIVERSITY OF BRISTOL SPELAEOLOGICAL SOCIETY
MUSEUM CATALOGUE

J2.2
116-120

No.

NEGATIVES			PHOTOGRAPHS	LANTERN SLIDES	
35mm	Up to 1/4 pl.	1/2 and 1/1 pl.		2 x 2 in.	3 1/2 x 3 1/4 in.

LOCATION

REFERENCES

- 116 G/s vertebra
 117 G/s long bone
 118 Pn pelvic bone
 119 Ox. radius distal
 120 G/s long bone

1955 (2)

Moore's Modern Methods Ltd., London



To repeat order state 5" x 8" Feint

UNIVERSITY OF BRISTOL SPELAEOLOGICAL SOCIETY
MUSEUM CATALOGUE

J2.2
121-125

No. _____

NEGATIVES			PHOTOGRAPHS	LANTERN SLIDES	
35mm	Up to 1/4 pl.	1/2 and 1/1 pl.		2 x 2 in.	3 1/4 x 3 1/4 in.

LOCATION

REFERENCES

- 121 G/s long bone
 122 G/s vertebra
 123 3x (?) vertebra
 124 Ulna oss.
 125

Moore's Modern Methods Ltd., London



To repeat order state 5" x 8" Feint

1955 (2)

UNIVERSITY OF BRISTOL SPELAEOLOGICAL SOCIETY
MUSEUM CATALOGUE

J2.2
126-130
No.

NEGATIVES			PHOTOGRAPHS	LANTERN SLIDES	
35mm	Up to 1/4 pl.	1/2 and 1/1 pl.		2 x 2 in.	3 1/2 x 3 1/4 in.

LOCATION

REFERENCES

- 126 G/s long bone
 127 G/s l.-jaw frag.
 128
 129 G/s Cannon bone
 130 Pig scapula

1955 (2)

Moore's Modern Methods Ltd., London



To repeat order state 5" x 8" Feint

J2.2

UNIVERSITY OF BRISTOL SPELAEOLOGICAL SOCIETY 131-135
MUSEUM CATALOGUE No.

NEGATIVES			PHOTOGRAPHS	LANTERN SLIDES	
35mm	Up to ¼ pl.	½ and 1/1 pl.		2 x 2 in.	3½ x 3¼ in.

LOCATION

REFERENCES

- 131 G/s Vertebra
- 132
- 133 Oxa Navicular
- 134 Pig rib
- 135 G/s phalynx

1955 (2)

Moore's Modern Methods Ltd., London



To repeat order state 5" x 8" Feint

UNIVERSITY OF BRISTOL SPELAEOLOGICAL SOCIETY
MUSEUM CATALOGUE

J2.2
136-140

No.

NEGATIVES			PHOTOGRAPHS	LANTERN SLIDES	
35mm	Up to ¼ pl.	½ and 1/1 pl.		2 x 2 in.	3¼ x 3¼ in.

LOCATION

REFERENCES

- 136 915 horn
 137 Pig Phalaropus
 138 calcarium ex
 139 ex phalaropus
 140 G/S Vertebra

Moore's Modern Methods Ltd., London



To repeat order state 5" x 8" Feint

1955 (2)

UNIVERSITY OF BRISTOL SPELAEOLOGICAL SOCIETY
MUSEUM CATALOGUE

No. J2.2
141-145

NEGATIVES			PHOTOGRAPHS	LANTERN SLIDES	
35mm	Up to 1/4 pl.	1/2 and 1/1 pl.		2 x 2 in.	3 1/2 x 3 1/4 in.

LOCATION

REFERENCES

141 G/s Vertebra

142 G/s Vertebra

143

144 G/s phalynx

145 G/s astragalus

1955 (2)

Moore's Modern Methods Ltd., London



To repeat order state 5" x 8" Feint



To repeat order state 5" x 8" Feint

 UNIVERSITY OF BRISTOL SPELAEOLOGICAL SOCIETY
 MUSEUM CATALOGUE

 No. J2.2
146-150

NEGATIVES			PHOTOGRAPHS	LANTERN SLIDES	
35mm	Up to $\frac{1}{4}$ pl.	$\frac{1}{2}$ and 1/1 pl.		2 x 2 in.	$3\frac{1}{4}$ x $3\frac{1}{4}$ in.

LOCATION

REFERENCES

146

147 *Pis phalaris*148 *Pis calcarius*149 *Pis ulna*150 *Qx calcarius*

1955 (2)

UNIVERSITY OF BRISTOL SPELAEOLOGICAL SOCIETY
MUSEUM CATALOGUE

J2.2
No. 151-155

NEGATIVES			PHOTOGRAPHS	LANTERN SLIDES	
35mm	Up to ¼ pl.	½ and 1/1 pl.		2 x 2 in.	3½ x 3½ in.

LOCATION

REFERENCES

- 151 G/S Scapula
152 G/S Vertebra
153
154 G/S Vertebra
155 G/S Vertebra

1955 (2)

Moore's Modern Methods Ltd., London



To repeat order state 5" x 8" Feint

Moore's Modern Methods Ltd., London



To repeat order state 5" x 8" Feint

UNIVERSITY OF BRISTOL SPELAEOLOGICAL MUSEUM CATALOGUE

SOCIETY ^{J2.2} 156-160 No. _____

NEGATIVES			PHOTOGRAPHS	LANTERN SLIDES	
35mm	Up to 1/4 pl.	1/2 and 1/1 pl.		2 x 2 in.	3 1/4 x 3 1/4 in.

LOCATION

REFERENCES

156 G/S Humerus

157 Riq astragalus (young)

158

159 G/S Cannon bone

160 G/S Long bone

1958 (2)

UNIVERSITY OF BRISTOL SPELAEOLOGICAL SOCIETY
MUSEUM CATALOGUE

No. J2.2
161-165

NEGATIVES			PHOTOGRAPHS	LANTERN SLIDES	
35mm	Up to $\frac{1}{4}$ pl.	$\frac{1}{2}$ and 1/1 pl.		2 x 2 in.	$3\frac{1}{4}$ x $3\frac{1}{4}$ in.

LOCATION

REFERENCES

161

162 Ox Toe

163 G/S Calcaneum

164 G/S Vertebra

165 G/S Cannon bone

1955 (2)

Moore's Modern Methods Ltd., London



To repeat order state 5" x 8" Feint



To repeat order state 5" x 8" Feint

UNIVERSITY OF BRISTOL SPELAEOLOGICAL SOCIETY
MUSEUM CATALOGUE

No.

J2.2
166-170

NEGATIVES			PHOTOGRAPHS	LANTERN SLIDES	
35mm	Up to $\frac{1}{4}$ pl.	$\frac{1}{2}$ and 1/1 pl.		2 x 2 in.	$3\frac{1}{2}$ x $3\frac{1}{4}$ in.

LOCATION

REFERENCES

- 166 G/S Long bone
 167 G/S Tibia
 168 Ox mandible artic. feet
 169 S/S Vertebra
 170 Pig ribs (young)

1956 (2)

UNIVERSITY OF BRISTOL SPELAEOLOGICAL SOCIETY
MUSEUM CATALOGUE

J2.2
171-175

No.

NEGATIVES			PHOTOGRAPHS	LANTERN SLIDES	
35mm	Up to $\frac{1}{4}$ pl.	$\frac{1}{2}$ and $\frac{1}{1}$ pl.		2 x 2 in.	$3\frac{1}{4}$ x $3\frac{1}{4}$ in.

LOCATION

REFERENCES

- 171 Scapula ox
 172 Rib rib
 173 ox (?) Vertebra
 174
 175 Ox phalynx

1953 (2)

Moore's Modern Methods Ltd., London



To repeat order state 5" x 8" Feint

J2.2

UNIVERSITY OF BRISTOL SPELAEOLOGICAL SOCIETY 176-180
MUSEUM CATALOGUE

No.

NEGATIVES			PHOTOGRAPHS	LANTERN SLIDES	
35mm	Up to 1/4 pl.	1/2 and 1/1 pl.		2 x 2 in.	3 1/4 x 3 1/4 in.

LOCATION

REFERENCES

- 176 *Da toe bone*
- 177
- 178 *9/8 phalyna*
- 179 *6/5 phalyna*
- 180 *Hand*

1955 (2)

Moore's Modern Methods Ltd., London



To repeat order state 5" x 8" Feint

J2.2

UNIVERSITY OF BRISTOL SPELAEOLOGICAL SOCIETY 181-185
MUSEUM CATALOGUE No.

NEGATIVES			PHOTOGRAPHS	LANTERN SLIDES	
35mm	Up to ¼ pl.	½ and 1/1 pl.		2 x 2 in.	3¼ x 3½ in.

LOCATION

REFERENCES

- 181 G/S Tarsal (ankle)
- 182 Ox tail vert.
- 183 G/S phalange
- 184 G/S phalange
- 185 Goat/sheep astragales

1955 (2)

Moore's Modern Methods Ltd., London



To repeat order state 5" x 8" Feint

UNIVERSITY OF BRISTOL SPELAEOLOGICAL SOCIETY
MUSEUM CATALOGUE

J2.2
186-190

No.

NEGATIVES			PHOTOGRAPHS	LANTERN SLIDES	
35mm	Up to 1/4 pl.	1/2 and 1/1 pl.		2 x 2 in.	3 1/4 x 3 1/2 in.

LOCATION

REFERENCES

- 186 6/5 E. jaw frag -
187 5/5 lead of femur.
188 6/5 Cannon bone
189
190 ox (?) Vertebra

1955 (2)

Moore's Modern Methods Ltd., London



To repeat order state 5" x 8" Feint



UNIVERSITY OF BRISTOL SPELAEOLOGICAL SOCIETY
MUSEUM CATALOGUE

J2.2
191-195
No.

NEGATIVES			PHOTOGRAPHS	LANTERN SLIDES	
35mm	Up to ¼ pl.	½ and 1/1 pl.		2 x 2 in.	3½ x 3¼ in.

LOCATION

REFERENCES

- 191 *G/s long bone.*
 192
 193 *Pig Phalargus*
 194
 195



UNIVERSITY OF BRISTOL SPELAEOLOGICAL SOCIETY
MUSEUM CATALOGUE

J2.2
196-199

No.

NEGATIVES			PHOTOGRAPHS	LANTERN SLIDES	
35mm	Up to $\frac{1}{4}$ pl.	$\frac{1}{2}$ and $1/1$ pl.		2 x 2 in.	$3\frac{1}{4}$ x $3\frac{1}{4}$ in.

LOCATION

REFERENCES

- 196 G/S Tarsal (ankle)
 197 Pig Phalanges
 198 ox Tail vertebra
 199 Goat/sheep astragals

1955 (2)

UNIVERSITY OF BRISTOL SPELAEOLOGICAL SOCIETY
MUSEUM CATALOGUE

J2.2
200-205
No.

NEGATIVES			PHOTOGRAPHS	LANTERN SLIDES	
35mm	Up to 1/4 pl.	1/2 and 1/1 pl.		2 x 2 in.	3 1/4 x 3 1/2 in.

LOCATION

REFERENCES

200 G/s l. jaw. frag.

201 G/s Cannon bone

202 G/s pharynx

203 Pig pharynx

204

205 G/s l. jaw frag.

1955 (2)

Moore's Modern Methods Ltd., London



To repeat order state 5" x 8" Feint



UNIVERSITY OF BRISTOL SPELAEOLOGICAL SOCIETY
MUSEUM CATALOGUE

J2.2
206-210
No.

NEGATIVES			PHOTOGRAPHS	LANTERN SLIDES	
35mm	Up to $\frac{1}{4}$ pl.	$\frac{1}{2}$ and $1/1$ pl.		2 x 2 in.	$3\frac{1}{4}$ x $3\frac{1}{4}$ in.

LOCATION

REFERENCES

206	9/5	phalynx
207	9/5	phalynx
208	6/5	Cannon bone
209		
210	6/5	Cannon bone



UNIVERSITY OF BRISTOL SPELAEOLOGICAL SOCIETY
MUSEUM CATALOGUE

J2.2
211-215

No.

NEGATIVES			PHOTOGRAPHS	LANTERN SLIDES	
35mm	Up to $\frac{1}{4}$ pl.	$\frac{1}{2}$ and 1/1 pl.		2 x 2 in.	$3\frac{1}{4}$ x $3\frac{1}{4}$ in.

LOCATION

REFERENCES

- 211 Pig phalanges
 222 915 phalynx
 213 Pig phalanges
 214 ~~Pig~~ G/s Tarsal (ankle)
 215 G/s phalynx

1955

(2)



UNIVERSITY OF BRISTOL SPELAEOLOGICAL SOCIETY J2.2
 MUSEUM CATALOGUE No. 221-225

NEGATIVES			PHOTOGRAPHS	LANTERN SLIDES	
35mm	Up to $\frac{1}{4}$ pl.	$\frac{1}{2}$ and $1/1$ pl.		2 x 2 in.	$3\frac{1}{2}$ x $3\frac{1}{4}$ in.

LOCATION

REFERENCES

- 221 G/S Phalynx
 222 G/S Tarsal (ankle)
 223 Hare.
 224 Pig Phalaropus
 225 G/S astragalus



J2.2

UNIVERSITY OF BRISTOL SPELAEOLOGICAL SOCIETY 226 -230
MUSEUM CATALOGUE No.

NEGATIVES			PHOTOGRAPHS	LANTERN SLIDES	
35mm	Up to $\frac{1}{4}$ pl.	$\frac{1}{2}$ and 1/1 pl.		2 x 2 in.	$3\frac{1}{2}$ x $3\frac{1}{4}$ in.

LOCATION

REFERENCES

- 226 Pig Side pharynx
 227 915 pharynx
 228 Pig Side pharynx
 229 915 pharynx
 230

1955

②

UNIVERSITY OF BRISTOL SPELAEOLOGICAL SOCIETY
MUSEUM CATALOGUE

No. J2.3

NEGATIVES			PHOTOGRAPHS	LANTERN SLIDES	
35mm	Up to 1/4 pl.	1/2 and 1/1 pl.		2 x 2 in.	3 1/4 x 3 1/2 in.

LOCATION

REFERENCES

- 1 Fragment of interior of shell. AI (1)
- 2 Snail shell AI (6)

Moore's Modern Methods Ltd., London



To repeat order state 5" x 8" Feint

UNIVERSITY OF BRISTOL SPELAEOLOGICAL SOCIETY
MUSEUM CATALOGUE

No. J 2.5

1 2 3 4

NEGATIVES			PHOTOGRAPHS	LANTERN SLIDES	
35mm	Up to 1/4 pl.	1/2 and 1/1 pl.		2 x 2 in.	3 1/4 x 3 1/4 in.

LOCATION

REFERENCES

1 1 Flint Scraper. 6" below slip surface
40' to west of 1st square.

2 1 Flint Borer Al (1) Turf Layer.

3 6 Flint Flakes Al (1)

4 1 Flint Arrowhead AL (1)

Moore's Modern Methods Ltd., London



To repeat order state 5" x 8" Feint

UNIVERSITY OF BRISTOL SPELAEOLOGICAL SOCIETY
MUSEUM CATALOGUE

No. J 2.5
5,6.

NEGATIVES			PHOTOGRAPHS	LANTERN SLIDES	
35mm	Up to ¼ pl.	½ and 1/1 pl.		2 x 2 in.	3¼ x 3¼ in.

LOCATION

REFERENCES

- 5 2 Flint Fragments: 1 firecracked A1 N. ~~edge of batten tunnel~~ (2)
- 6 3 Flint Pebbles: 1 chipped largish pebble,
2 small pieces. A1 (2)

Moore's Modern Methods Ltd., London



To repeat order state 5" x 8" Feint

UNIVERSITY OF BRISTOL SPELAEOLOGICAL SOCIETY
MUSEUM CATALOGUE

No. J. 2.5
7, 8, 9, 10, 11.

NEGATIVES			PHOTOGRAPHS	LANTERN SLIDES	
35mm	Up to 1/4 pl.	1/2 and 1/1 pl.		2 x 2 in.	3 1/4 x 3 1/4 in.

LOCATION
REFERENCES

^{7, 8,} 4 flint flakes.: 9&10 possibly retouched. A1 (2)
^{9.10}

11 1 flint fragment: possibly a scraper. A1 (6)
or a knife
S.W. corner 2' 10".

Moore's Modern Methods Ltd., London



To repeat order state 5" x 8" Feint

UNIVERSITY OF BRISTOL SPELAEOLOGICAL SOCIETY
MUSEUM CATALOGUE

No. J 2.5

12, 13

NEGATIVES			PHOTOGRAPHS	LANTERN SLIDES	
35mm	Up to ¼ pl.	½ and 1/1 pl.		2 x 2 in.	3¼ x 3¼ in.

LOCATION

REFERENCES

12 Flint point: A1 retouched polished axe.

A1 8' 6" : 8' : 2" 9". (6)

13 Flint flake from thepo same position. (6)

Moore s Modern Methods Ltd., London



To repeat order state 5" x 8" Feint

**UNIVERSITY OF BRISTOL SPELAEOLOGICAL SOCIETY
MUSEUM CATALOGUE**

No. J 2.5
1415

NEGATIVES			PHOTOGRAPHS	LANTERN SLIDES	
35mm	Up to 1/4 pl.	1/2 and 1/1 pl.		2 x 2 in.	3 1/2 x 3 1/4 in.

LOCATION

REFERENCES

14: 1 flint arrowhead. A1 Red Hearth Level. (6b)
 1 flint fragment. " " " " (6b)

15: 1 flint blade. A1 3" 4" at 3' level N. centre. (6)

Moore s Modern Methods Ltd., London



To repeat order state 5" x 8" Feint

UNIVERSITY OF BRISTOL SPELAEOLOGICAL SOCIETY
MUSEUM CATALOGUE — No. J 2.5
16, 17.

NEGATIVES			PHOTOGRAPHS	LANTERN SLIDES	
35mm	Up to $\frac{1}{4}$ pl.	$\frac{1}{2}$ and 1/1 pl.		2 x 2 in.	$3\frac{1}{2}$ x $3\frac{1}{4}$ in.

LOCATION

REFERENCES

16: 1 brownish flint ~~1~~ part of scraper. (6)
1 flint chip. Al 3" or 4" at 3' level. N. centre.

17: 1 flint scraper. A1 N. W. orner 3" 6". (6)



**UNIVERSITY OF BRISTOL SPELAEOLOGICAL SOCIETY
MUSEUM CATALOGUE**

No. J. 2. 5

~~18, 19, 20~~

NEGATIVES			PHOTOGRAPHS	LANTERN SLIDES	
35mm	Up to 1/4 pl.	1/2 and 1/1 pl.		2 x 2 in.	3 1/4 x 3 1/4 in.

LOCATION

REFERENCES

- 18: 1 flint scraper. A2 5" below surface. ②
- 19: 1 large flint flake. " " " " ②
- 20: 2 flint fragments. A2 ①

Moore s Modern Methods Ltd., London



To repeat order state 5" x 8" Feint

UNIVERSITY OF BRISTOL SPELAEOLOGICAL SOCIETY
MUSEUM CATALOGUE

No. J 2.5
21, 22, 23, 24.

NEGATIVES			PHOTOGRAPHS	LANTERN SLIDES	
35mm	Up to 1/4 pl.	1/2 and 1/1 pl.		2 x 2 in.	3 1/2 x 3 1/4 in.

LOCATION
REFERENCES

- 21: 1 flint fragment. A2 ①
- 22: 1 flint graver. A2 9". ②
- 23: 1 flint pebble. A2 ②
- 24: 2 flint fragments. A2 ② Rubble Layer
1' 2' 3" W. side.

Moore's Modern Methods Ltd., London
To repeat order state 5" x 8" Feint



**UNIVERSITY OF BRISTOL SPELAEOLOGICAL SOCIETY
MUSEUM CATALOGUE**

No. J08.5
25, 26, 27, 28

NEGATIVES			PHOTOGRAPHS	LANTERN SLIDES	
35mm	Up to 1/4 pl.	1/2 and 1/1 pl.		2 x 2 in.	3 1/2 x 3 1/4 in.

LOCATION

25, store.

REFERENCES

11.

- | | | | |
|----------|-----------------------------|----|--------|
| 25: | Piece of Gritstone "Rubber" | A3 | (1&2). |
| 26: | 1 pebble. | " | " |
| 27 & 28: | flint flakes. | " | " |

Moore's Modern Methods Ltd., London



To repeat order state 5" x 8" Feint

UNIVERSITY OF BRISTOL SPELAEOLOGICAL SOCIETY
MUSEUM CATALOGUE

No. J 2.5

29, 30, 31.

NEGATIVES			PHOTOGRAPHS	LANTERN SLIDES	
35mm	Up to ¼ pl.	½ and 1/1 pl.		2 x 2 in.	3½ x 3¼ in.

LOCATION

REFERENCES

- 29: 1 firecracked flint probably a scraper. AM ②
- 30: 1 flint flake. AM 4.6:5.4:1.5 layer below hearth. ②
- 31: 1 flint pebble. AM ② 1' — natural
2 pieces of flint. AM ②





UNIVERSITY OF BRISTOL SPELAEOLOGICAL SOCIETY
MUSEUM CATALOGUE

No.

J2.5
32, 33, 34

NEGATIVES			PHOTOGRAPHS	LANTERN SLIDES	
35mm	Up to ¼ pl.	½ and 1/1 pl.		2 x 2 in.	3½ x 3¼ in.

LOCATION

REFERENCES

33, Stone

||

32	Ovoid thumb scraper of flint 2.5 x 2 cm	Rampart Trench 1956 Layer 2	1/9/56
33	Rough fragment of flint with some retouch on one side to form a scraper	"	"
34	Small portion of hone stone about 4.5 x 2.5 cm	"	"



UNIVERSITY OF BRISTOL SPELAEOLOGICAL SOCIETY
MUSEUM CATALOGUE

No.

J25
35

NEGATIVES			PHOTOGRAPHS	LANTERN SLIDES	
35mm	Up to ½ pl.	½ and 1/1 pl.		2 x 2 in.	3¼ x 3¼ in.

LOCATION

REFERENCES

35 Small, 2.5cm, disc of stone. Padmpart Trench 1956
Fallen from face. Probably layer 3,
= loose stones with air spaces.

UNIVERSITY OF BRISTOL SPELAEOLOGICAL SOCIETY
MUSEUM CATALOGUE

J25
36-38

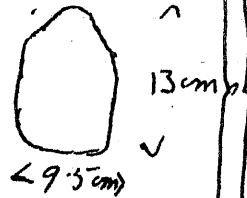
No.

NEGATIVES			PHOTOGRAPHS	LANTERN SLIDES	
35mm	Up to 1/4 pl.	1/2 and 1/1 pl.		2 x 2 in.	3 1/2 x 3 1/4 in.

LOCATION

REFERENCES

- 36 Part of flat piece of Pennant stone of trapezoidal form 7 x 5.5 x 1 cm.
- 37 Flat piece of Pennant stone utilised as a rubbing stone and about 1 cm thick
- 38 Fragment of bone stone oval section



Rampart Trench
1956
Layer 2A

Moore's Modern Methods Ltd., London



To repeat order state 5" x 8" Feint

UNIVERSITY OF BRISTOL SPELAEOLOGICAL SOCIETY
MUSEUM CATALOGUE

J2.5

No. 39-41

NEGATIVES			PHOTOGRAPHS	LANTERN SLIDES	
35mm	Up to 1/4 pl.	1/2 and 1/1 pl.		2 x 2 in.	3 1/4 x 3 1/4 in.

LOCATION

REFERENCES

- | | | |
|---|---|---|
| <p>39 Corner of a flat rubbing stone. ? Pennant</p> <p>40 Portion of stone disc, probably part of a spindle whorl, ? Lias</p> <p>41 Pebble used as a hone stone 6 cm long 2 cm wide, wedge shaped</p> | } | <p>Rampart Trench</p> <p>1956</p> <p>Layer 2A</p> |
|---|---|---|



UNIVERSITY OF BRISTOL SPELAEOLOGICAL SOCIETY
MUSEUM CATALOGUE

J25

No.

42-44

NEGATIVES			PHOTOGRAPHS	LANTERN SLIDES	
35mm	Up to 1/4 pl.	1/2 and 1/1 pl.		2 x 2 in.	3 1/4 x 3 1/4 in.

LOCATION

REFERENCES

42

Rectangular fragment of *Colite* (?).
Appears to have been cut to shape

Sec. 1/1



Rampart Trench

1956

Layer 2 A

43

Quartzite pebble partially rubbed
smooth

44

Small Quartzite pebble, greyish white, about 17 mm diam.



UNIVERSITY OF BRISTOL SPELAEOLOGICAL SOCIETY
MUSEUM CATALOGUE

J25

No.

45-48

NEGATIVES			PHOTOGRAPHS	LANTERN SLIDES	
35mm	Up to 1/4 pl.	1/2 and 1/1 pl.		2 x 2 in.	3 1/2 x 3 1/4 in.

LOCATION

REFERENCES

45 Quartzite pebble. Pinkish
46-48 3 fragments of flint

} Rampart Trench
1956
Layer 2A

Moore's Modern Methods Ltd., London



To repeat order state 5" x 8" Feint

UNIVERSITY OF BRISTOL SPELAEOLOGICAL SOCIETY
MUSEUM CATALOGUE

J2.5
 No. 49-50

NEGATIVES			PHOTOGRAPHS	LANTERN SLIDES	
35mm	Up to 1/4 pl.	1/2 and 1/1 pl.		2 x 2 in.	3 1/2 x 3 1/2 in.
	49 } see also 50 } J2.7 100, 101		49 } RP NF 50 } see also J2.7/100, 101		

LOCATION

REFERENCES

*copy negative by H. Taylor 1957 from
 Proc. 1957, 8 (1) fig. 3
 29. Bottom st. 50 Bottom left*

49. One quarter of a spindle whorl of fine grained material, probably baked clay. 1955 AI. 1'2". (Exc No 14) ②
50. One complete oolite spindle whorl. 1955A AIII 8:5'8":1'2" Beneath Hearth ② (Exc No 15)

Moore's Modern Methods Ltd., London



To repeat order state 5" x 8" Feint



J2.5

UNIVERSITY OF BRISTOL SPELAEOLOGICAL SOCIETY

MUSEUM CATALOGUE

51, 52
No. 53, 54.

NEGATIVES			PHOTOGRAPHS	LANTERN SLIDES	
35mm	Up to ¼ pl.	½ and 1/1 pl.		2 x 2 in.	3¼ x 3¼ in.

LOCATION

91,52. Store

11

REFERENCES

51. One half of a sandstone rubber 16 x 6 x 5 cms.
1955 AI appx.2'0" (2)
52. One half of a fine~~x~~ grained sandstone rubber
7 x 9 x 3 cms. 1955 AI. 1'5". (2)
53. Round counter of very finegrained sandstone. 1955 AI. 1'02 (2)
54. Round oolite counter. 1955. AI. 9'7":2'4":2'1". (2)

UNIVERSITY OF BRISTOL SPELAEOLOGICAL SOCIETY
MUSEUM CATALOGUE

J2.5

No. 55, 56.

NEGATIVES			PHOTOGRAPHS	LANTERN SLIDES	
35mm	Up to ¼ pl.	½ and 1/1 pl.		2 x 2 in.	3¼ x 3¼ in.

LOCATION

REFERENCES

55. Fractured hone-stone. Red sandstone. 1958 CII 2a.
(3'1" : 4'4" : 1'5")

56. Black shale hone-stone. 1958 CI 2.
(4'3" : 8'6" : 1'3")



UNIVERSITY OF BRISTOL SPELAEOLOGICAL SOCIETY
MUSEUM CATALOGUE

J2.5
57 - 59

No.

NEGATIVES			PHOTOGRAPHS	LANTERN SLIDES	
35mm	Up to 1/4 pl.	1/2 and 1/1 pl.		2 x 2 in.	3 1/2 x 3 1/4 in.

LOCATION

REFERENCES

- 57 Stone disc, 2.2 cms. diam., 0.8 cms. thick. White finegrained material. 1958 CII 2a. (5'10" : 6'6" : 1'11")
58. Stone disc, 2.7cms. diam., 0.5 cms. thick. Oolite. 1958 CII 2a. (2'0" : 3'10" : 1'9")
59. Stone disc, roughly pent hexagonal, 5cms. diam., 1cm. thick. 1958 CI 2b. (1'6" : 5'0" : 1'6")



UNIVERSITY OF BRISTOL SPELAEOLOGICAL SOCIETY
MUSEUM CATALOGUE

J2.5
No. 60 - 63.

NEGATIVES			PHOTOGRAPHS	LANTERN SLIDES	
35mm	Up to 1/2 pl.	1/2 and 1/1 pl.		2 x 2 in.	3 1/2 x 3 1/4 in.

LOCATION

REFERENCES

60. Oolite disc, 6cms. diam., 1.5cms. thick. 1958 CII 2a.
(3'0" : 6'0" : 1'7")
61. " " , 5.5cms. diam., 1.5cms thick. 1958 CII 2a
(3'0" : 6'3" : 1'6")
62. " " , 6.8cms. diam., 1.0cms. thick. 1958 CII 2a.
(2'5" : 7'6" : 1'10")
63. " " , 6.8cms. diam., 1.6cms. thick. 1958 CIII 2a.
N.W. corner, depth = 1'8".



J2.5
64 - 66.

UNIVERSITY OF BRISTOL SPELAEOLOGICAL SOCIETY
MUSEUM CATALOGUE

No.

NEGATIVES			PHOTOGRAPHS	LANTERN SLIDES	
35mm	Up to ¼ pl.	½ and 1/1 pl.		2 x 2 in.	3¼ x 3¼ in.

LOCATION

REFERENCES

64. Tortoise-shaped flint scraper. 1958 CIII 2a. Depth = 1'5".
65. Retouched flint flake. 1958 CIII 2a. Depth = 1'5".
66. Half flint arrow-head. 1958 CIII 2a. Depth = 1'5".

UNIVERSITY OF BRISTOL SPELAEOLOGICAL SOCIETY
MUSEUM CATALOGUE

J2.5
67 - 69

No.

NEGATIVES			PHOTOGRAPHS	LANTERN SLIDES	
35mm	Up to ¼ pl.	½ and 1/1 pl.		2 x 2 in.	3½ x 3¼ in.

LOCATION

REFERENCES

67. Oolite spindle whorl. Diam. = 5cms. Thickness = 3 cms.
 Hole = 0.5cm. One surface broken. 1958 CI 2.
68. Oolite spindle whorl. Diam. = 4cms. Thickness = 2.3 cms.
 Hole = 0.5cms. One surface worn. 1958 CII 2a.
 (8'9" : 0'8" : 1'9")
- 69 Spindle whorl made out of fossil echinoid (sea-urchin). It had been broken in antiquity and the two halves were found separately. 1958 CI 2. (a) 2'1" : 6'8" : 1'3" .
 (b) 2'2" : 8'4" : 1'4" .

Moore's Modern Methods Ltd., London



To repeat order state 5" x 8" Feint



UNIVERSITY OF BRISTOL SPELAEOLOGICAL SOCIETY
MUSEUM CATALOGUE

J2.5
70, 71

No.

NEGATIVES			PHOTOGRAPHS	LANTERN SLIDES	
35mm	Up to $\frac{1}{4}$ pl.	$\frac{1}{2}$ and $1/1$ pl.		2 x 2 in.	$3\frac{1}{2}$ x $3\frac{1}{4}$ in.

LOCATION

REFERENCES

70. Bored oolite object. 1958 CII 2a.



x1.

71. Spherical stone object, 1.5 cms. diam., with shallow groove
1958 CI 2b. (7'6" : 9'2" : 1'7")





To repeat order state 5' x 8' Feint

UNIVERSITY OF BRISTOL SPELAEOLOGICAL SOCIETY
MUSEUM CATALOGUE

No.

J2.5
72, 73 74.
75.

NEGATIVES			PHOTOGRAPHS	LANTERN SLIDES	
35mm	Up to $\frac{1}{4}$ pl.	$\frac{1}{2}$ and 1/1 pl.		2 x 2 in.	$3\frac{1}{4}$ x $3\frac{1}{4}$ in.

LOCATION

REFERENCES

72. Ten flint flakes, some worked. 1958 CI 2.
73. Hone-stone of micaceous sandstone. 1958 CI 2.
74. Six ~~flint~~ flint fragments and flakes. 1958 CII 2a.
75. Six flint fragments. 1958 CIII 2a.

UNIVERSITY OF BRISTOL SPELAEOLOGICAL SOCIETY
MUSEUM CATALOGUE

J2.5
76,77.

No.

NEGATIVES			PHOTOGRAPHS	LANTERN SLIDES	
35mm	Up to ¼ pl.	½ and 1/1 pl.		2 x 2 in.	3½ x 3½ in.

LOCATION

REFERENCES

76. Flint flake. 1958 CI 2b.
77. Flint flake, part of coating of large nodule. 1958 CI 4,5.



UNIVERSITY OF BRISTOL SPELAEOLOGICAL SOCIETY J2.6
 MUSEUM CATALOGUE No. 1-3

NEGATIVES			PHOTOGRAPHS	LANTERN SLIDES	
35mm	Up to 1/4 pl.	1/2 and 1/1 pl.		2 x 2 in.	3 1/4 x 3 1/2 in.
	1, 2 3	(see also J2.6/24-26)	1, 2. R.P. N.F. 3 R P N F		

LOCATION *On exhibition.*

REFERENCES *1, 2, copy negative by H. Taylor 1957 from Proc. 1935, 4 (3) pl. III. Neg shows other objects on this plate and also J2.8/52*

$$\frac{J2.6}{1-3} = \frac{L.S. 7}{1-3}$$

- 1 Bone comb Proc. 1935: 4, (3): plate III left
- 2 Bone comb " " " " right
- 3 Bone toggle " " " IV top left, unstratified
 (as 1 & 2 but plate IV ~~left~~ floor of quarry H.)
 On exhibition - case 15

Moore's Modern Methods Ltd., London
 To repeat order state 5" x 8" Feint


UNIVERSITY OF BRISTOL SPELAEOLOGICAL SOCIETY
MUSEUM CATALOGUE

J 2.6

No. _____

4.5

NEGATIVES			PHOTOGRAPHS	LANTERN SLIDES	
35mm	Up to 1/4 pl.	1/2 and 1/1 pl.		2 x 2 in.	3 1/4 x 3 1/4 in.
	4 } see under 5 } J2.8		4 } R P W F 5 }		

LOCATION On exhibition

REFERENCES Proc. 8 (1);
1956

copy negative by H. Taylor 1957 from
Proc. 8(1), fig 2. 4 central left
5 top left

- 4 Antler comb with lattice & zig-zag decoration.
- 4 Found below hearthstone of Hearth No. 3. (H3) of Rampart Trench. 1956.
- 5 Bone point Rampart Trench 1956. Base of Top of lower portion of earth & stones layer. Associated with J2.8 & J2.7
1 100

UNIVERSITY OF BRISTOL SPELAEOLOGICAL SOCIETY
MUSEUM CATALOGUE

J2.6
6

No.

NEGATIVES			PHOTOGRAPHS	LANTERN SLIDES	
35mm	Up to $\frac{1}{4}$ pl.	$\frac{1}{2}$ and 1/1 pl.		2 x 2 in.	$3\frac{1}{4}$ x $3\frac{1}{4}$ in.

LOCATION

REFERENCES

Fragment of bone from which all cortex
seems to have been removed by
rubbing down on a stone

Rampart Trench, 1956
Layer 2A.



UNIVERSITY OF BRISTOL SPELAEOLOGICAL SOCIETY J2.6
 MUSEUM CATALOGUE No. 7.

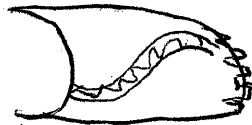
NEGATIVES			PHOTOGRAPHS	LANTERN SLIDES	
35mm	Up to 1/4 pl.	1/2 and 1/1 pl.		2 x 2 in.	3 1/2 x 3 1/4 in.
	7 <i>see under</i> <u>J2.8</u> 1		7 R.P. N.F		

LOCATION

REFERENCES

*copy negative by H. Taylor 1957
 from Proc. 1957, 8 (1), fig 2 (top centre)*

7. Three pieces of bone, originally a comb, decorated with a serpentine lattice pattern.
 1955. AIII. appx. 1'4". ②
 N.B. This has probably been broken by firing.



(Exc No 55)

x 1





To repeat order state 5" x 8" Feint

J2.6

UNIVERSITY OF BRISTOL SPELAEOLOGICAL SOCIETY 8 - 11

MUSEUM CATALOGUE

No.

NEGATIVES			PHOTOGRAPHS	LANTERN SLIDES	
35mm	Up to 1/4 pl.	1/2 and 1/1 pl.		2 x 2 in.	3 1/2 x 3 1/4 in.

LOCATION

REFERENCES

8. Decorated bone fragment. 1955 AII. appx. 1'0". (2)
9. Decorated bone fragment. 1955 AIII. appx. 8"-9". (2)
10. Bone fragment with carving scratches. 1955 AIII. appx. 8"-9". (2)
11. Short bone toggle or handle. Broken into three peices. 1955 AIII. 8". (2)



To repeat order state 5' x 8' Feint

J2.6
12 6 13

UNIVERSITY OF BRISTOL SPELAEOLOGICAL SOCIETY
MUSEUM CATALOGUE

No.

NEGATIVES			PHOTOGRAPHS	LANTERN SLIDES	
35mm	Up to $\frac{1}{4}$ pl.	$\frac{1}{2}$ and 1/1 pl.		2 x 2 in.	$3\frac{1}{4}$ x $3\frac{1}{4}$ in.

LOCATION

REFERENCES

12. Bone pin, from pigs tooth. 1955. AI. 4'0":6'6":3'0". (6)
13. Offcut bone fragment. 1955. AIII: layer (2)

UNIVERSITY OF BRISTOL SPELAEOLOGICAL SOCIETY J2.6
 MUSEUM CATALOGUE No. 14, 15.

NEGATIVES			PHOTOGRAPHS	LANTERN SLIDES	
35mm	Up to ¼ pl.	½ and 1/1 pl.		2 x 2 in.	3½ x 3½ in.

LOCATION

REFERENCES

14. Very small piece of decorated bone. 1958 CI 2.
 (4'6" : 8'3" : 1'3")



15. Polished bone ^{Point} 1958 CII 7. (1'9" : 5'0" : 2'6")

fractured in antiquity



UNIVERSITY OF BRISTOL SPELAEOLOGICAL SOCIETY
MUSEUM CATALOGUE

J2.6
1617-22.

No.

NEGATIVES			PHOTOGRAPHS	LANTERN SLIDES	
35mm	Up to ¼ pl.	½ and 1/1 pl.		2 x 2 in.	3½ x 3½ in.

LOCATION

REFERENCES

16. Part of the eye and shaft of a bone needle. 1958 CIII 2a.
 17 - 20. Various fragments of sawn-off goat horn. 1958 CII 2a.
 21 - 22. Two bones with cut marks. 1958 CII 2a.




UNIVERSITY OF BRISTOL SPELAEOLOGICAL SOCIETY
MUSEUM CATALOGUENo. J2.6
23

NEGATIVES			PHOTOGRAPHS	LANTERN SLIDES	
35mm	Up to $\frac{1}{4}$ pl.	$\frac{1}{2}$ and $1/1$ pl.		2 x 2in.	$3\frac{1}{4}$ x $3\frac{1}{4}$ in.

LOCATION *Casual find in rampart spoil. Presented by*
 REFERENCES *Proc. 1968/11(3) "Arch. Notes" p. + fig.*

On exhibition

Pin is shouldered type possibly used in some form of weaving such as leather strips.



UNIVERSITY OF BRISTOL SPELAEOLOGICAL SOCIETY
MUSEUM CATALOGUE

No. J2.6
24-26

NEGATIVES			PHOTOGRAPHS	LANTERN SLIDES	
35mm	Up to $\frac{1}{4}$ pl.	$\frac{1}{2}$ and 1/1 pl.		2 x 2in.	$3\frac{1}{4}$ x $3\frac{1}{2}$ in.
	24-26		24-26 RD NF		
	see also J2.6				

LOCATION

REFERENCES

3

Copy negative by H. Taylor ¹⁹⁵⁷ from
Proc. 1935, 4 (3). Plate 4

- 24 Bone phallus - surface find quarry N (edge of entrance platform) Pl. IV top right. Destroyed in war.
- 25 Flat bone object from rib. Edges trimmed. 2 holes. 2 pos. incised lines Pl. IV bottom - destroyed in war.
- 26 Sawn off antler red deer. Rempert quarry H - purchased & unstratified. Destroyed in war.

UNIVERSITY OF BRISTOL SPELAEOLOGICAL SOCIETY
MUSEUM CATALOGUE

No. *J 2.6*
27

NEGATIVES			PHOTOGRAPHS	LANTERN SLIDES	
35mm	Up to $\frac{1}{4}$ pl.	$\frac{1}{2}$ and 1/1 pl.		2 x 2in.	$3\frac{1}{2}$ x $3\frac{1}{4}$ in.

LOCATION

REFERENCES

*Copy negative by H. Taylor 1957 from
Proc. 1935, 4(3) Fig. 2: p. 192*

*27 Decorated bone weaving comb. Rampart. Quarry Quarry
H. 2' 8" deep. Destroyed in war*



UNIVERSITY OF BRISTOL SPELAEOLOGICAL SOCIETY
MUSEUM CATALOGUE

J2.7
1-99

No.

NEGATIVES			PHOTOGRAPHS	LANTERN SLIDES	
35mm	Up to ¼ pl.	½ and 1/1 pl.		2 x 2 in.	3½ x 3½ in.

LOCATION

REFERENCES

In order to allow for numbering of material previously obtained from this site the numbers

J2.7
1-99

have been left blank.





To repeat order state Feint, Size 5" x 8"

UNIVERSITY OF BRISTOL SPELAEOLOGICAL SOCIETY
MUSEUM CATALOGUE

No. J2.7
4.0, 4.1, 4.2

NEGATIVES			PHOTOGRAPHS	LANTERN SLIDES	
35mm	Up to $\frac{1}{4}$ pl.	$\frac{1}{2}$ and 1/1 pl.		2 x 2in.	$3\frac{1}{4}$ x $3\frac{1}{2}$ in.
	4.0 } 4.1 } same 4.2 }		4.0 R.P.N.F.		

LOCATION

REFERENCES

Copy negatives by H. Taylor, 1957, from
Proc. 1935, 4 (3)

4.0 - 4.2 { (Top) cylindrical / Barrel pot or beer mug pl. V unstratified
{ (Below) Jar with everted rim pl. VA unstratified

UNIVERSITY OF BRISTOL SPELAEOLOGICAL SOCIETY
MUSEUM CATALOGUE

No. J2.7
5.0 - 5.2

NEGATIVES			PHOTOGRAPHS	LANTERN SLIDES	
35mm	Up to 1/4 pl.	1/2 and 1/1 pl.		2 x 2in.	3 1/2 x 3 1/2 in.
	5.0 5.1 5.2		5.0 5.1 5.2		

RP NF

LOCATION

REFERENCES

copy negatives by H. Taylor, 1957, from
Proc. 1935, 4 (3)

5.0	Perforated lugs.	Fig. 7	Unstratified
5.1	Bases	" 8	Unstratified
5.2	combined negs of figs 7 & 8		Unstratified





To repeat order state Feint, Size 5" x 8"

UNIVERSITY OF BRISTOL SPELAEOLOGICAL SOCIETY
MUSEUM CATALOGUE

No. J2.7
6, 7, 8

NEGATIVES			PHOTOGRAPHS	LANTERN SLIDES	
35mm	Up to $\frac{1}{4}$ pl.	$\frac{1}{2}$ and $1/1$ pl.		2 x 2in.	$3\frac{1}{4}$ x $3\frac{1}{4}$ in.
	6 7 8		6 } R.P. N.F. 7 } 8 }		

LOCATION

REFERENCES

Copy negatives by H. Taylor, 1957. from
Proc. 1935, $\frac{1}{4}$ (3)

- 6 Various pot forms including finger tip ware
figs 10 & 12
- 7 Various pot forms fig. 13
- 8 Decorated sherds fig. 14



To repeat order state Feint, Size 5" x 8"

UNIVERSITY OF BRISTOL SPELAEOLOGICAL SOCIETY
MUSEUM CATALOGUE

No. 527
9-10

NEGATIVES			PHOTOGRAPHS	LANTERN SLIDES	
35mm	Up to $\frac{1}{4}$ pl.	$\frac{1}{2}$ and $\frac{1}{1}$ pl.		2 x 2in.	$3\frac{1}{4}$ x $3\frac{1}{2}$ in.
	9 10		9 } RP NF 10 }		

LOCATION

REFERENCES

Copy negatives by H. Taylor 1957 from
Proc. 1935, 4 (3)

9 Decorated sherds Fig 15

10 Decorated sherds Fig. 16



To repeat order state Feint, Size 5" x 8"

UNIVERSITY OF BRISTOL SPELAEOLOGICAL SOCIETY
MUSEUM CATALOGUE

No.

J2.7

1, 2.0, 2.1, 3.0
3.1

NEGATIVES			PHOTOGRAPHS	LANTERN SLIDES
35mm	Up to $\frac{1}{4}$ pl.	$\frac{1}{2}$ and $\frac{1}{1}$ pl.		2 x 2in. 3 x 3in. x 3 $\frac{1}{2}$ in.
	1 2.0, 2.1 3.0, 3.1		1 RP NF 2.0 RP NF 3.0 RP NF	

LOCATION

REFERENCES

Copy negatives by H. Taylor 1957 from
Proc. 1935, 4(3)

1 Rim forms - Fig 6. p. 197 - unstratified
2.0 } } Bowls. - Pl. VI, Pl. VIIA unstratified
2.1 } }

3.0 } } Bowl } unstratified
3.1 } } Pot, everted rim }

UNIVERSITY OF BRISTOL SPELAEOLOGICAL SOCIETY
MUSEUM CATALOGUE

J2.7
No. 100, 101

NEGATIVES			PHOTOGRAPHS	LANTERN SLIDES	
35mm	Up to 1/4 pl.	1/2 and 1/1 pl.		2 x 2 in.	3 1/4 x 3 1/2 in.
	100 } 101 } <i>see J2.5</i> <i>49.50</i>		100 } 101 } <i>R.P. N.F</i>		

LOCATION *on exhibition*

REFERENCES *Proc. 1957: 8, (1):*

copy Neg. by H. Taylor from Proc. 1957, 8, (1) p. 3, 100 top lt. 101 top rt

[101 *Dowden PUBSS 1962, 8(3) p. 180 puts this as 2nd occupation in layer (2a)*]

100 *Spindle whorl of pottery. Top of lower portion of black earth + stones layer. Rampart trench 1956*

Associated with J2.6 + J2.8

101 *Pot sherd. Burnished. Black. Lattice pattern. Apparently Glastonbury ware. Rampart Trench 1956: Top of primary layer (2a) 19 feet from datum. 6/9/56*

- ANA suspects developed 9. A "A" not Glastonbury

UNIVERSITY OF BRISTOL SPELAEOLOGICAL SOCIETY
MUSEUM CATALOGUE

J2.7

No. 102, 103-105

NEGATIVES			PHOTOGRAPHS	LANTERN SLIDES	
35mm	Up to 1/4 pl.	1/2 and 1/1 pl.		2 x 2 in.	3 1/2 x 3 1/2 in.

LOCATION

REFERENCES

102 Part of a pottery disc. Probably part of a spindle whorl. Rampart Trench 1956
Primary silting
N. end of trench.

103-105 Two lip sherds + 1 body sherd pottery from top of primary
103 shows beginning of a flug. against rampart wall face
" " " " " "

Moore's Modern Methods Ltd., London



To repeat order state 5" x 8" Feint

UNIVERSITY OF BRISTOL SPELAEOLOGICAL SOCIETY
MUSEUM CATALOGUE

J2.7
106

No.

NEGATIVES			PHOTOGRAPHS	LANTERN SLIDES	
35mm	Up to $\frac{1}{4}$ pl.	$\frac{1}{2}$ and 1/1 pl.		2 x 2 in.	$3\frac{1}{4}$ x $3\frac{1}{2}$ in.

LOCATION *On exhibition*

REFERENCES

Cooking pot restored. From occupation level disturbed
just west of 1956 excavations on edge of quarry.

[1956 should be 1955 *EM/10/3/76*]



UNIVERSITY OF BRISTOL SPELAEOLOGICAL SOCIETY
MUSEUM CATALOGUE

No. J2.7
I07

NEGATIVES			PHOTOGRAPHS	LANTERN SLIDES	
35mm	Up to 1/4 pl.	1/2 and 1/1 pl.		2 x 2 in.	3 1/4 x 3 1/4 in.

LOCATION On exhibition.

REFERENCES

Cooking pot restored. Rampart trench excavation 1956.
Primary occupation layer.

Moore's Modern Methods Ltd., London



To repeat order state 5" x 8" Feint

UNIVERSITY OF BRISTOL SPELAEOLOGICAL SOCIETY
MUSEUM CATALOGUE

J2.7

No. 108 - 109

NEGATIVES			PHOTOGRAPHS	LANTERN SLIDES	
35mm	Up to 1/4 pl.	1/2 and 1/1 pl.		2 x 2 in.	3 1/4 x 3 1/2 in.

LOCATION

Store

REFERENCES

11.

108. Rim, pink surface with grey core, some large shell fragments rim everted and flattened w. finger impressions at appx. 1" intervals 1955, (2).
- 109 Three rim fragments, sim. to above, slightly less everted one shows possible lug development. 1955 (2).





UNIVERSITY OF BRISTOL SPELAEOLOGICAL SOCIETY J2.7
MUSEUM CATALOGUE No. 110-111.

NEGATIVES			PHOTOGRAPHS	LANTERN SLIDES	
35mm	Up to $\frac{1}{4}$ pl.	$\frac{1}{2}$ and 1/1 pl.		2 x 2 in.	$3\frac{1}{2}$ x $3\frac{1}{2}$ in.

LOCATION

Store

11

REFERENCES

110. Large frag. rim & side, shell paste, slightly everted & flattened rim with finger impressions. Interior shows 2 or 3 diagonal grooves. 1955 (2).
111. Rim, buff paste with small shell frags. flattened, top decorated with oblique lines, below which are 2 shallow finger grooves, deeper on the exterior. 1955 (2).

*Not
in
store*

UNIVERSITY OF BRISTOL SPELAEOLOGICAL SOCIETY
MUSEUM CATALOGUE

No. J2.7
112 - 113

NEGATIVES			PHOTOGRAPHS	LANTERN SLIDES	
35mm	Up to 1/4 pl.	1/2 and 1/1 pl.		2 x 2 in.	3 1/4 x 3 1/4 in.

LOCATION

store

REFERENCES

11

Moore's Modern Methods Ltd., London



To repeat order state 5" x 8" Feint

112. Rim, pinkish-yellow ware, pointed, worked into sinuous form
1955 (2).



113. Sherd, red int., black-red int., dark grey core. interior
with twig and bud impression. 1955 (2).



UNIVERSITY OF BRISTOL SPELAEOLOGICAL SOCIETY
MUSEUM CATALOGUE

J2.7
114

No.

NEGATIVES			PHOTOGRAPHS	LANTERN SLIDES	
35mm	Up to 1/4 pl.	1/2 and 1/1 pl.		2 x 2 in.	3 1/4 x 3 1/4 in.

LOCATION *store*

REFERENCES *11*

114. Rim, black-buff shell paste, flattened, slightly everted
Decorated just below rim by horizontal line, then oblique
grooves. 1955 (2).



UNIVERSITY OF BRISTOL SPELAEOLOGICAL SOCIETY
MUSEUM CATALOGUE

J 2.7

No. 115-117

NEGATIVES			PHOTOGRAPHS	LANTERN SLIDES	
35mm	Up to 1/4 pl.	1/2 and 1/1 pl.		2 x 2 in.	3 1/4 x 3 1/4 in.

LOCATION

Stone.

11.

REFERENCES

- 115 Rim, two pieces, beaded, many white shell fragments, red outside, red to black inside. 1955 (2)
- 116 Rim, two pieces, fine yellow-buff paste, beaded. 1955 (2)
- 117 Rim, grey-buff shelly paste, slightly beaded, everted. 1955 (3)

J2.7

118 - 120

No.

UNIVERSITY OF BRISTOL SPELAEOLOGICAL SOCIETY
MUSEUM CATALOGUE

NEGATIVES			PHOTOGRAPHS	LANTERN SLIDES	
35mm	Up to ¼ pl.	½ and 1/1 pl.		2 x 2 in.	3¼ x 3¼ in.

LOCATION

store

REFERENCES

11.

- 118 Rim, buff shelly paste, beaded. 1955 ②
- 119 Rim, dark buff shelly paste, thin sides, slightly beaded. 1955 ②
- 120 Rim, grey paste, buff outside, yellow inside, finger groove below slightly beaded rim 1955 ②

Moore's Modern Methods Ltd., London



To repeat order state 5" x 8" Feint

UNIVERSITY OF BRISTOL SPELAEOLOGICAL SOCIETY
MUSEUM CATALOGUE

J2.7

121 - 137

No.

NEGATIVES			PHOTOGRAPHS	LANTERN SLIDES	
35mm	Up to 1/4 pl.	1/2 and 1/1 pl.		2 x 2 in.	3 1/2 x 3 1/2 in.

LOCATION

store

REFERENCES

- 121 Rim, simple yellow smoothed surface 1955 ②
- 122 - 125 Rims , yellow-buff paste, smoothed, simple rounded.
1955 ②
- 126 - 137 Rims, simple rounded,shelly paste, various colours.
1955 ③

Moore's Modern Methods Ltd., London



To repeat order state 5" x 8" Feint

J2.7

UNIVERSITY OF BRISTOL SPELAEOLOGICAL SOCIETY 138 - 155
MUSEUM CATALOGUE No. _____

NEGATIVES			PHOTOGRAPHS	LANTERN SLIDES	
35mm	Up to ¼ pl.	½ and 1/1 pl.		2 x 2 in.	3¼ x 3¼ in.

LOCATION

Store

REFERENCES

11.

- 138 Rim, red paste, very overturned. 1955 ②
- 139 - 141 Rims, dark shelly paste, very everted. 1955 ②
- 142 - 149 Rims, red shelly paste, turned rims, probably of globular vessels. 1955 ②
- 150 - 155 Rims, as above, but yellow-buff paste. 1955 ②

Moore's Modern Methods Ltd., London



To repeat order state 5" x 8" Feint

UNIVERSITY OF BRISTOL SPELAEOLOGICAL SOCIETY
MUSEUM CATALOGUE

J 2.7
156-181

No.

NEGATIVES			PHOTOGRAPHS	LANTERN SLIDES	
35mm	Up to 1/4 pl.	1/2 and 1/1 pl.		2 x 2 in.	3 1/2 x 3 1/2 in.

LOCATION

Store

11.

REFERENCES

- 156 -167 Rims, dark grey ware, slightly everted, possibly of globular vessels. 1955 (2)
- 168-181 Rims, mainly red ware, straight-sided pots, round rims. 1955 (2)

Moore's Modern Methods Ltd., London



To repeat order state 5" x 8" Feint

J 2.7

UNIVERSITY OF BRISTOL SPELAEOLOGICAL SOCIETY 182- 184

MUSEUM CATALOGUE No.

NEGATIVES			PHOTOGRAPHS	LANTERN SLIDES	
35mm	Up to 1/4 pl.	1/2 and 1/1 pl.		2 x 2 in.	3 1/4 x 3 1/4 in.

LOCATION

Store

REFERENCES

11.

182, Rim, red- buff paste, with shells,
1955 (2)



183, Rim, dark grey shelly paste, black on outside, top 3/4"
everted and flattened and beaded. 1955 (2)

184 Rim, shelly paste, red inside, black outside, slightly everted
and beaded. 1955 (2)



J2.7

UNIVERSITY OF BRISTOL SPELAEOLOGICAL SOCIETY 185-189
MUSEUM CATALOGUE No.

NEGATIVES			PHOTOGRAPHS	LANTERN SLIDES	
35mm	Up to 1/4 pl.	1/2 and 1/1 pl.		2 x 2 in.	3 1/4 x 3 1/2 in.

LOCATION *Store.* (no. 185 missing) 11.

REFERENCES

- 185, Rim, everted and slightly flattened, black inside buff outside, burnished. 1955 (2).
- 186, Rim, grey-buff paste, shelly, red ⁱⁿ outside, blackened out. rim enlarged and flattened. 1955 (2)
- 187-189, Rims, dark buff, shelly, flattened and out-turned. 1955 (2)

Moore's Modern Methods Ltd., London



To repeat order state 5' x 8" Feint

UNIVERSITY OF BRISTOL SPELAEOLOGICAL SOCIETY
MUSEUM CATALOGUE

J2.7
190-192

No.

NEGATIVES			PHOTOGRAPHS	LANTERN SLIDES	
35mm	Up to 1/4 pl.	1/2 and 1/1 pl.		2 x 2 in.	3 1/2 x 3 1/2 in.

LOCATION

Store

11.

REFERENCES

- 190, *A+B* Rim and side, fine dark buff shelly paste, buff inside, red out. 1955 (2) rim flat & slightly out-turned.
- 191 Rim thick red ware, shelly paste, flattened and slightly overturned. 1955 (2)
- 192 Rim of simple globular pot, buff in, black out. Simple flat rim. 1955 (2)



UNIVERSITY OF BRISTOL SPELAEOLOGICAL SOCIETY
MUSEUM CATALOGUE

J2.7
193 - 205

No.

NEGATIVES			PHOTOGRAPHS	LANTERN SLIDES	
35mm	Up to 1/4 pl.	1/2 and 1/1 pl.		2 x 2 in.	3 1/4 x 3 1/4 in.

LOCATION

Store.

REFERENCES

11.

- 193-203 Rims, light yellow-buff ware, rims simple flattened.
1955 (2)
- 204- Rim, dark gritty ware, buff in, black out, simple flat rim
1955 K (2)
- 205 Rim, dark shelly ware, black outside, flattened rim
inturned. 1955 (2)



J2.7

UNIVERSITY OF BRISTOL SPELAEOLOGICAL SOCIETY
MUSEUM CATALOGUE

No. 206 - 227

NEGATIVES			PHOTOGRAPHS	LANTERN SLIDES	
35mm	Up to ¼ pl.	½ and 1/1 pl.		2 x 2 in.	3¼ x 3½ in.

LOCATION

Store

REFERENCES

11.

206-220 Rims, various shelly pastes, red - light buff, rims flat slightly out-turned. 1955 (2)

221-227 Rims, various shelly pastes, dark ware, rims flat slightly out-turned. 1955 (2)

Moore's Modern Methods Ltd., London



To repeat order state 5" x 8" Feint

J2.7

UNIVERSITY OF BRISTOL SPELAEOLOGICAL SOCIETY 228- **230**

MUSEUM CATALOGUE No.

NEGATIVES			PHOTOGRAPHS	LANTERN SLIDES	
35mm	Up to ¼ pl.	½ and 1/1 pl.		2 x 2 in.	3¼ x 3¼ in.

LOCATION *Stoe* 11.

REFERENCES

- 228 Base of simple pot, grey shelly paste, buff-black inside red outside. signs of an outside groove. 1955 (2)
- 229 Base, three pieces, dark shelly paste, grey-buff out, black inside, rounded angle. 1955 (2).
- 230 Base, two pieces, buff shelly ware, simple angle. 1955 (2)

Moore's Modern Methods Ltd., London



To repeat order state 5' x 8" Feint



To repeat order state 5' x 8" Feint

 UNIVERSITY OF BRISTOL SPELAEOLOGICAL
 MUSEUM CATALOGUE

 x231x J2.7
 SOCIETY 231 - 237

No.

NEGATIVES			PHOTOGRAPHS	LANTERN SLIDES	
35mm	Up to 1/4 pl.	1/2 and 1/1 pl.		2 x 2 in.	3 1/2 x 3 1/2 in.

LOCATION

Stone

REFERENCES

11

- 231 Base, dark shelly paste, thin, possibly with interior groove
1955 (2)
- 232-236 Bases, various shelly pastes, all simple angles.
1955 (2)
- 237 Base, red ware, a few shell fragments, beveled, tooled surface
1955 (2)

J2.7

UNIVERSITY OF BRISTOL SPELAEOLOGICAL SOCIETY
MUSEUM CATALOGUE

238 - 258
No.

NEGATIVES			PHOTOGRAPHS	LANTERN SLIDES	
35mm	Up to 1/4 pl.	1/2 and 1/1 pl.		2 x 2 in.	3 1/4 x 3 1/2 in.

LOCATION

Stone.

REFERENCES

11.

- 238 Base, thick "purple"shelly paste, red in end out, very sharp heel. 1955 2.
- 239 Basedark grey shelly paste, probably heeled, interior base with finger impressions. 1955 2.
- 240 - 258 Bases, of various pastes and colours, all with some form of heel. 1955 2.

Moore's Modern Methods Ltd., London



To repeat order state 5" x 8" Feint

UNIVERSITY OF BRISTOL SPELAEOLOGICAL SOCIETY
MUSEUM CATALOGUE



J 2.7
259-262

No.

NEGATIVES			PHOTOGRAPHS	LANTERN SLIDES	
35mm	Up to 1/4 pl.	1/2 and 1/1 pl.		2 x 2 in.	3 1/2 x 3 1/2 in.

LOCATION

REFERENCES

259. Sherd, grey paste with few shell fragments, red surfaces three perforations. 1955 6.
260. Sherd, cream ware, decorated. 1955 6. 
261. Sherd, red-grey shelly paste, black surface with several lines. 1955 6.
262. Sherd, grey ware with small shell fragments, decorated. 1955 6. 

Moore's Modern Methods Ltd., London



To repeat order state 5" x 8" Feint

J2.7
 UNIVERSITY OF BRISTOL SPELAEOLOGICAL SOCIETY 263 - 265
 MUSEUM CATALOGUE No.

NEGATIVES			PHOTOGRAPHS	LANTERN SLIDES	
35mm	Up to ¼ pl.	½ and 1/1 pl.		2 x 2 in.	3¼ x 3½ in.

LOCATION

REFERENCES

263. Sherd, dark grey shelly paste, rough blackened surface, out. with two lines, in with shallow finger groove. 1955 6.
264. Rim, creamy-grey paste, burnished, rim slightly out-turned. 1955 6.
265. Rim, pink-grey paste, rim flattened, worn, decorated. 1955 6.



Moore's Modern Methods Ltd., London



To repeat order state 5" x 8" Feint

UNIVERSITY OF BRISTOL SPELAEOLOGICAL SOCIETY
MUSEUM CATALOGUE

J2.7
266-~~267~~ 268
No.

NEGATIVES			PHOTOGRAPHS	LANTERN SLIDES	
35mm	Up to ¼ pl.	½ and 1/1 pl.		2 x 2 in.	3½ x 3¼ in.

LOCATION

REFERENCES

266. Sherd, cream paste, faint grooves. 1955 (6).
267. Sherd, grey shelly paste, black burnished outer surface, decorated with a single groove. 1955 (6).
268. Rim, tapering, cream-grey ware, with finger groove. 1955 (6).



UNIVERSITY OF BRISTOL SPELAEOLOGICAL SOCIETY
MUSEUM CATALOGUE

J2.7
269-272.
No.

NEGATIVES			PHOTOGRAPHS	LANTERN SLIDES	
35mm	Up to 1/4 pl.	1/2 and 1/1 pl.		2 x 2 in.	3 1/4 x 3 1/4 in.

LOCATION

REFERENCES

- 269 Rim, red ware, rim flattened outwards, possibly with finger decoration. 1955 6.
- 270, 271 Rims, two, flattened with finger decoration. 1955 6.
272. Rim, grey shelly paste, flattened possibly with corded decoration, but rather worn. 1955 6.

Moore's Modern Methods Ltd., London



To repeat order state 5" x 8" Feint



J2.7

UNIVERSITY OF BRISTOL SPELAEOLOGICAL SOCIETY 273 - 336
MUSEUM CATALOGUE No.

NEGATIVES			PHOTOGRAPHS	LANTERN SLIDES	
35mm	Up to $\frac{1}{4}$ pl.	$\frac{1}{2}$ and 1/1 pl.		2 x 2 in.	$3\frac{1}{4}$ x $3\frac{1}{4}$ in.

LOCATION

Store

1955

⑥

REFERENCES

11.

273-298 ✓ Rims, flattened, various pastes and colours, and shapes
 some burnished. 1955 6.

299-336 ✓ Rims, rounded, various pastes, colours and shapes, some
 burnished. 1955 6.


 UNIVERSITY OF BRISTOL
 MUSEUM

 SPELAEOLOGICAL
 CATALOGUE

SOCIETY

 J2.7
 337 - 355

No.

NEGATIVES			PHOTOGRAPHS	LANTERN SLIDES	
35mm	Up to ¼ pl.	½ and 1/1 pl.		2 x 2 in.	3¼ x 3¼ in.

LOCATION

REFERENCES

Stone 1955 (6) Primary occupation II.

337-355

 Bases, various colours, pastes, and shapes.
 1955 (6).

UNIVERSITY OF BRISTOL SPELAEOLOGICAL SOCIETY
MUSEUM CATALOGUE

J2.7
No. 356-357

NEGATIVES			PHOTOGRAPHS	LANTERN SLIDES	
35mm	Up to 1/4 pl.	1/2 and 1/1 pl.		2 x 2 in.	3 1/4 x 3 1/4 in.

LOCATION

REFERENCES

Moore's Modern Methods Ltd., London




To repeat order state 5" x 8" Feint

356. Baked clay object, 1958 CI 2b. (6'2" : 6'8" : 1'8")
(pink colour)



Hole 0.5 cm deep
0.2 cm diam.

357. Half baked clay spindle whorl. Shape is flattened spherical.
1958 CIII 2a. (2'0" : 4'10" : 2'2")



Double perforation

UNIVERSITY OF BRISTOL SPELAEOLOGICAL SOCIETY
MUSEUM CATALOGUE

J2.7
358,359
360

No.

NEGATIVES			PHOTOGRAPHS	LANTERN SLIDES	
35mm	Up to ¼ pl.	½ and 1/1 pl.		2 x 2 in.	3¼ x 3¼ in.

LOCATION

REFERENCES

358. Pottery, probably rim, pushed up and perforated, shelly paste pink in colour. 1958 CII 6.
359. Three fragments of burnt clay. 1958 CI 2.
360. ~~Two~~ ^{See} fragments of baked clay. 1958 CII 2a.



UNIVERSITY OF BRISTOL SPELAEOLOGICAL SOCIETY
MUSEUM CATALOGUE

J2.7
361

No.

NEGATIVES			PHOTOGRAPHS	LANTERN SLIDES	
35mm	Up to ¼ pl.	½ and 1/1 pl.		2 x 2 in.	3¼ x 3¼ in.

LOCATION

REFERENCES

361. Five fragments of baked clay. 1958 CIII 2a.

Moore's Modern Methods Ltd., London



To repeat order state 5" x 8" Feint

UNIVERSITY OF BRISTOL SPELAEOLOGICAL SOCIETY
MUSEUM CATALOGUE

J2.7
362

No.

NEGATIVES			PHOTOGRAPHS	LANTERN SLIDES	
35mm	Up to 1/4 pl.	1/2 and 1/1 pl.		2 x 2 in.	3 1/4 x 3 1/4 in.

LOCATION

REFERENCES

1958

362. Shard of pot. red ext., buff int. Showing raised cordon with finger impressions. 1958 CI (2)



Moore's Modern Methods Ltd., London



To repeat order state 5" x 8" Feint



J2.7
363-367

UNIVERSITY OF BRISTOL SPELAEOLOGICAL SOCIETY
MUSEUM CATALOGUE

No.

NEGATIVES			PHOTOGRAPHS	LANTERN SLIDES	
35mm	Up to ¼ pl.	½ and 1/1 pl.		2 x 2 in.	3¼ x 3¼ in.

LOCATION

REFERENCES

1958

- 363, Part of the base and side of pot. Black shelly paste
Bottom shows possible straw impressions.
1958 CI (2).
364. Base frag. Shelly paste, red ext., black int. Vessel
may have been dish-shaped. 1958 CI (2).
- 365,366 Two base frags. Shelly paste red ext. CI (2)
367. Base frag. sh.paste, buffext., dark int. Heel. 1958 CI (2).


 UNIVERSITY OF BRISTOL SPELAEOLOGICAL SOCIETY
 MUSEUM CATALOGUE

 No. J2.7
 368 - 398

NEGATIVES			PHOTOGRAPHS	LANTERN SLIDES	
35mm	Up to $\frac{1}{4}$ pl.	$\frac{1}{2}$ and 1/1 pl.		2 x 2 in.	$3\frac{1}{2}$ x $3\frac{1}{4}$ in.

LOCATION

REFERENCES

1958

- 368 - 370 Three base frags. Buff shelly paste, slight heels
1958 CI (2)
- 371 - 398. Rims. 1958 CI (2).



UNIVERSITY OF BRISTOL SPELAEOLOGICAL SOCIETY ^{J2.7}
 MUSEUM CATALOGUE No. 399 - 406

NEGATIVES			PHOTOGRAPHS	LANTERN SLIDES	
35mm	Up to ¼ pl.	½ and 1/1 pl.		2 x 2 in.	3¼ x 3½ in.
LOCATION					
REFERENCES					
1958 c1 (2b)					

399 - 405. Rims. 1958 CI 2b.

406. Base. 1958 CI 2b.



UNIVERSITY OF BRISTOL SPELAEOLOGICAL SOCIETY J2.7
 MUSEUM CATALOGUE No. 407 - 493.

NEGATIVES			PHOTOGRAPHS	LANTERN SLIDES	
35mm	Up to ¼ pl.	½ and 1/1 pl.		2 x 2 in.	3½ x 3½ in.

LOCATION

REFERENCES

407 - 410. Rims. 1958 CI 2b,3.
 411. Base. 1958 CI 2b,3.

412. Sherd, grey shelly ware, black ext. decorated with
 finger tip impressions. 1958 CI 4,5.

413 - 418. Rims. 1958 CI 4,5.

419 - 479. Rims. 1958 CII 2a.

480 - 493. Bases. 1958 CII 2a.

470. Red ware with finger tipped
 rim.

UNIVERSITY OF BRISTOL SPELAEOLOGICAL SOCIETY
MUSEUM CATALOGUE

No. J2.7
494-531

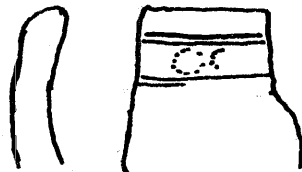
NEGATIVES			PHOTOGRAPHS	LANTERN SLIDES	
35mm	Up to 1/4 pl.	1/2 and 1/1 pl.		2 x 2 in.	3 1/4 x 3 1/4 in.

LOCATION

REFERENCES

- 494 - 498. Rims. 1958 CII 6.
 498 - 500. Bases. 1958 CII 6.
 501 - 523. Rims. 1958 CIII 2a.
 524 - 530. Bases. 1958 CIII 2a.

531. Decorated rim. Dark shelly paste. Buff int., darker ext.
 1958 CIII 2a.



Circles doubtful.



UNIVERSITY OF BRISTOL SPELAEOLOGICAL SOCIETY
MUSEUM CATALOGUE

J2.7
532,533.

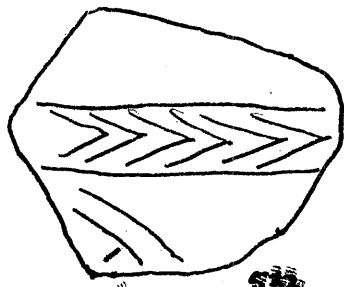
No.

NEGATIVES			PHOTOGRAPHS	LANTERN SLIDES	
35mm	Up to $\frac{1}{4}$ pl.	$\frac{1}{2}$ and 1/1 pl.		2 x 2 in.	$3\frac{1}{4}$ x $3\frac{1}{4}$ in.

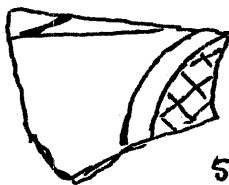
LOCATION

REFERENCES

532,533. Probably part of the same pot. Red uniform ~~xxx~~
shelly and gritty ware. Decorated. 1958 CIII 2a.



532



533

UNIVERSITY OF BRISTOL SPELAEOLOGICAL SOCIETY J2.7
 MUSEUM CATALOGUE No. 534.

NEGATIVES			PHOTOGRAPHS	LANTERN SLIDES	
35mm	Up to ¼ pl.	½ and 1/1 pl.		2 x 2 in.	3¼ x 3½ in.

LOCATION

REFERENCES

534. Fragment of handle. 1956 2a.



Moore's Modern Methods Ltd., London



To repeat order state 5" x 8" Feint

UNIVERSITY OF BRISTOL SPELAEOLOGICAL SOCIETY J2.7
 MUSEUM CATALOGUE No. 534.

NEGATIVES			PHOTOGRAPHS	LANTERN SLIDES	
35mm	Up to $\frac{1}{4}$ pl.	$\frac{1}{2}$ and $1/1$ pl.		2 x 2 in.	$3\frac{1}{4}$ x $3\frac{1}{2}$ in.

LOCATION

REFERENCES

534. Fragment of handle. 1956 2a.



The following pottery sherds
were numbered under an L-111
& have been renumbered.



To repeat order state Feint, Size 5" x 8"

UNIVERSITY OF BRISTOL SPELAEOLOGICAL SOCIETY MUSEUM CATALOGUE

 No. J 217
535-538

NEGATIVES			PHOTOGRAPHS	LANTERN SLIDES	
35mm	Up to $\frac{1}{4}$ pl.	$\frac{1}{2}$ and 1/1 pl.		2 x 2in.	$3\frac{1}{2}$ x $3\frac{1}{2}$ in.

LOCATION

REFERENCES

535. Rim, flattened, of black coarse ware; external decoration of Remington grooves filled with white.
- 536 Rim, of black coarse pottery with incised decoration.
- 537 Rim of pinkish fabric, incised design.
538. Fragment of pinkish fabric, incised decoration.



To repeat order state **Feint**, Size **5' x 8'**

UNIVERSITY OF BRISTOL SPELAEOLOGICAL SOCIETY MUSEUM CATALOGUE

No.

NEGATIVES			PHOTOGRAPHS	LANTERN SLIDES	
35mm	Up to 1/4 pl.	1/2 and 1/1 pl.		2 x 2in.	3 1/4 x 3 1/4 in.

LOCATION

REFERENCES



Moore's Modern Methods Ltd., London, E.C.4



To repeat order state **Feint**, Size 5' x 8'

UNIVERSITY OF BRISTOL SPELAEOLOGICAL SOCIETY MUSEUM CATALOGUE

No.

NEGATIVES			PHOTOGRAPHS	LANTERN SLIDES	
35mm	Up to $\frac{1}{4}$ pl.	$\frac{1}{2}$ and 1/1 pl.		2 x 2in.	$3\frac{1}{4}$ x $3\frac{1}{2}$ in.

LOCATION

REFERENCES

UNIVERSITY OF BRISTOL SPELAEOLOGICAL SOCIETY MUSEUM CATALOGUE

No.

NEGATIVES			PHOTOGRAPHS	LANTERN SLIDES	
35mm	Up to $\frac{1}{4}$ pl.	$\frac{1}{2}$ and 1/1 pl.		2 x 2in.	$3\frac{1}{4}$ x $3\frac{1}{2}$ in.

LOCATION

REFERENCES

Moore's Modern Methods Ltd., London, E.C.4



To repeat order state **Feint**, Size 5" x 8"

UNIVERSITY OF BRISTOL SPELAEOLOGICAL SOCIETY
MUSEUM CATALOGUE

J2.8
1


No. _____

NEGATIVES		PHOTOGRAPHS		LANTERN SLIDES	
35mm	* Up to 1/4 pl.	1/2 and 1/1 pl.		2 x 2 in.	3 1/4 x 3 1/4 in.
	1		1 R P N F		

LOCATION *on exhibition*

REFERENCES *Proc. 1957: 8, (1)*

*copy negative by H. Taylor 1957 from
Proc. 8 (1) fig. 2. (3) right*

Iron knife. Rampart trench 1956  *Top of lower portion of
black earth & stones layer*

Associated with $\frac{J2.6}{5}$ & $\frac{J2.7}{100}$


 UNIVERSITY OF BRISTOL SPELAEOLOGICAL SOCIETY
 MUSEUM CATALOGUE

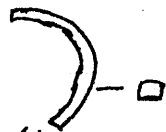
No. _____

 J 2.8
2, 3

NEGATIVES			PHOTOGRAPHS	LANTERN SLIDES	
35mm	Up to $\frac{1}{4}$ pl.	$\frac{1}{2}$ and 1/1 pl.		2 x 2 in.	$3\frac{1}{4}$ x $3\frac{1}{4}$ in.

LOCATION *On exhibition*

REFERENCES

Proc. 1957: 8 (1)
 2 *Half of bronze finger ring. Solid bar type*
Rampart Trench 1956 1/9/56
Black earth + stones layer upper portion

 3 *Iron washer with rectangular hole*
Rampart trench 1956 5/9/56
Black earth + stones layer, upper portion. S. end of trench

UNIVERSITY OF BRISTOL SPELAEOLOGICAL SOCIETY
MUSEUM CATALOGUE

J2.8

No. _____

4, 5

NEGATIVES			PHOTOGRAPHS	LANTERN SLIDES	
35mm	Up to 1/4 pl.	1/2 and 1/1 pl.		2 x 2 in.	3 1/2 x 3 1/4 in.

LOCATION

4. Stone

11.

REFERENCES

Moore's Modern Methods Ltd., London



To repeat order state 5" x 8" Feint


4. Small fragment of sheet bronze

Rampart Trench 1956
South End. Layer 2 4/9/56

5. Fragment of a flat iron object perhaps an
axe blade

Rampart Trench 1956
Primarily silt layer
close to rampart.

6. Fragment of iron bent at one end
Possibly part of a clamp



Rampart Trench
1956 Layer 2A



UNIVERSITY OF BRISTOL SPELAEOLOGICAL SOCIETY J2.8
MUSEUM CATALOGUE No. 6.7.

NEGATIVES			PHOTOGRAPHS	LANTERN SLIDES	
35mm	Up to $\frac{1}{4}$ pl.	$\frac{1}{2}$ and 1/1 pl.		2 x 2 in.	$3\frac{1}{2}$ x $3\frac{1}{4}$ in.
	6 au <u>J2.8</u> 1		6 R.P.N.F		

LOCATION

REFERENCES

6 Copy negative H. Taylor 1957, from
Proc. 1957, 8(1), fig 2 central

6. Solid bronze ring. 1955. AI. 1'0". (Exc No 12)
7. Piece of sheet bronze - appx. 1 cm sq.
with a central punched hole. 1955. AI 1':1':3'. (Exc No 36)

UNIVERSITY OF BRISTOL SPELAEOLOGICAL SOCIETY
MUSEUM CATALOGUE

J2.8
No. 8.9.

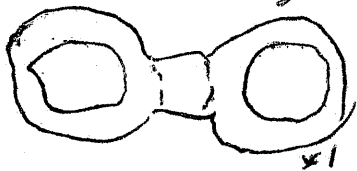
NEGATIVES			PHOTOGRAPHS	LANTERN SLIDES	
35mm	Up to 1/4 pl.	1/2 and 1/1 pl.		2 x 2 in.	3 1/2 x 3 1/2 in.
	8, 9 <i>see J2.8</i> 1		8, 9. R.P. NF		

LOCATION

REFERENCES


*copy negative by H. Taylor from Proc. 1957, 8(1) fig 2.
(6) bottom left, 8 (7) bottom rt. 9*

8. Heavily corroded "figure of eight" ? Harness equipment.
1955. AI. 11". *covered with bronze shat.* (Exc No 8)



(Exc. No 19)

9. Iron knife blade.
1955. AI. 3':2':1'7".



J2.8

UNIVERSITY OF BRISTOL SPELAEOLOGICAL SOCIETY
MUSEUM CATALOGUE

No. 10-11.

NEGATIVES			PHOTOGRAPHS	LANTERN SLIDES	
35mm	Up to ¼ pl.	½ and 1/1 pl.		2 x 2 in.	3¼ x 3¼ in.

LOCATION

REFERENCES

10. Spiral bronze ring, heavily corroded. 1955. AII . 1'0".
11. Bronze buckle pin. 1955. AII. 8".

Moore's Modern Methods Ltd., London



To repeat order state 5" x 8" Feint



J2.8
12, 13, 14

UNIVERSITY OF BRISTOL SPELAEOLOGICAL SOCIETY
MUSEUM CATALOGUE


No.

NEGATIVES			PHOTOGRAPHS	LANTERN SLIDES	
35mm	Up to ¼ pl.	½ and 1/1 pl.		2 x 2 in.	3¼ x 3¼ in.

LOCATION

REFERENCES

12. Iron nail, conceivably modern. 1955.AI. 5".
13. Small iron blade. 1955. AI. 5".
14. Iron ferrule. 1955. AI. 10.5".



UNIVERSITY OF BRISTOL SPELAEOLOGICAL SOCIETY
MUSEUM CATALOGUE

J2.8
15 - 17.

No.

NEGATIVES			PHOTOGRAPHS	LANTERN SLIDES	
35mm	Up to 1/4 pl.	1/2 and 1/1 pl.		2 x 2 in.	3 1/4 x 3 1/4 in.

LOCATION


16, 17. Cool Store

REFERENCES

Moore's Modern Methods Ltd., London



To repeat order state 5" x 8" Feint

15. Iron pin - bent. 1955. AI. 1'10" ⁽⁶⁾ 
- Possibly part of Swan necked pin.*
16. Part of iron pin, in several pieces. 1955. AIII. 10.5" ⁽²⁾
- Main piece 11 cms long*
17. Iron pin, 5 cms. 1955. AIII. 7'6":1'3":1'3" ⁽²⁾

UNIVERSITY OF BRISTOL SPELAEOLOGICAL SOCIETY 18 - 20
MUSEUM CATALOGUE

No.

NEGATIVES			PHOTOGRAPHS	LANTERN SLIDES	
35mm	Up to 1/4 pl.	1/2 and 1/1 pl.		2 x 2 in.	3 1/4 x 3 1/4 in.

LOCATION

19. Boyl Stone

11

REFERENCES

18. Square iron nail. Possibly modern. 1955 AI 1'0"
19. Corroded iron pin. 1955. AII. Layer 2. *Slightly curved. 4 cms long. Perhaps part of a trace*
20. Small piece of iron, nail or possibly buckle pin.
1955 AII Layer 2.


 UNIVERSITY OF BRISTOL SPELAEOLOGICAL SOCIETY
 MUSEUM CATALOGUE

 J2.8
 No. 1-23

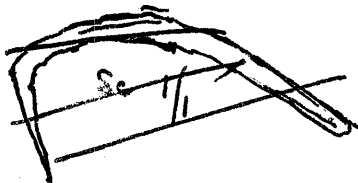
NEGATIVES			PHOTOGRAPHS	LANTERN SLIDES	
35mm	Up to $\frac{1}{4}$ pl.	$\frac{1}{2}$ and $1/1$ pl.		2 x 2 in.	$3\frac{1}{4}$ x $3\frac{1}{4}$ in.
LOCATION					
REFERENCES					

21/22 Box 1.


Store

11.

- 21 Iron blade fragment. 1955 AII S.E. corner 1' - 1'3"
 3.5×2.5 cms.
- 22 Three fragments of iron plate. 1955. AII 1'0".
23. Iron nail. 1955 AII 1'1".



~~Hook ? for fishing~~
 2.5 cm. flat head





J2.8

UNIVERSITY OF BRISTOL SPELAEOLOGICAL SOCIETY 24 - 26
MUSEUM CATALOGUE

No.

NEGATIVES			PHOTOGRAPHS	LANTERN SLIDES	
35mm	Up to $\frac{1}{4}$ pl.	$\frac{1}{2}$ and 1/1 pl.		2 x 2 in.	$3\frac{1}{4}$ x $3\frac{1}{4}$ in.

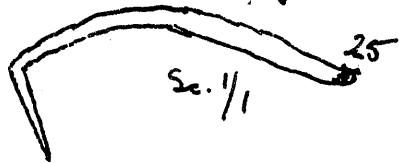

LOCATION

REFERENCES

24. Iron pin. 1955. AII. 1'1".

25. Iron pin. 1955. AII. 7'0":5'10":1'3". Hook ? for fishing ↓

26. Iron pin, 4" long. 1955 AII. 1'3".
Sq. section. about 3 mm. Worn surface at
centre on inner side of curve



UNIVERSITY OF BRISTOL SPELAEOLOGICAL SOCIETY
MUSEUM CATALOGUE

J2.8
27-28
No.

NEGATIVES			PHOTOGRAPHS	LANTERN SLIDES	
35mm	Up to 1/4 pl.	1/2 and 1/1 pl.		2 x 2 in.	3 1/2 x 3 1/2 in.

LOCATION 28. Box 1. str. 11.

REFERENCES

27. Iron washer (gleaned) 1955. AII. 1'6".
28. Two iron pins. 1955. AII. Layer 2.

DA.

Moore's Modern Methods Ltd., London



To repeat order state 5" x 8" Feint


 UNIVERSITY OF BRISTOL SPELAEOLOGICAL SOCIETY
 MUSEUM CATALOGUE

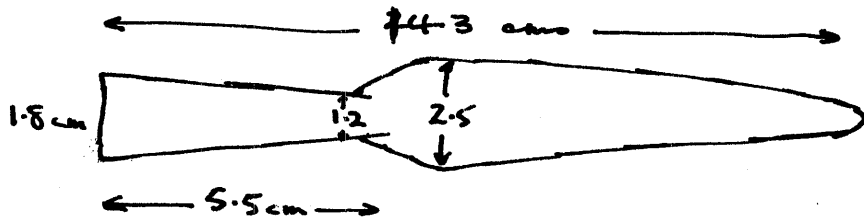
 No. J2.8
29

NEGATIVES			PHOTOGRAPHS	LANTERN SLIDES	
35mm	Up to $\frac{1}{4}$ pl.	$\frac{1}{2}$ and $1/1$ pl.		2 x 2 in.	$3\frac{1}{2}$ x $3\frac{1}{4}$ in.

LOCATION

REFERENCES

29. Iron lance-head 1958 CII 2a. (0'6":3'10":1'9".)
 Found about 1" above paved hearth.



UNIVERSITY OF BRISTOL SPELAEOLOGICAL SOCIETY
MUSEUM CATALOGUE

J2.8
~~30A~~ - 31

No.

NEGATIVES			PHOTOGRAPHS	LANTERN SLIDES	
35mm	Up to ¼ pl.	½ and 1/1 pl.		2 x 2 in.	3¼ x 3¼ in.

LOCATION

REFERENCES

30. Bronze finger ring. 1958 CII 2a. (4'8" ; 0'7" : 1'6")
1.5 cm diam. ? look.

31 Part of bronze bangle with hook fastening 1958 CI 2.
(1'0" : 9'0" : 1'3")



UNIVERSITY OF BRISTOL SPELAEOLOGICAL SOCIETY
MUSEUM CATALOGUE

12.8
No. 32, 33.

NEGATIVES			PHOTOGRAPHS	LANTERN SLIDES	
35mm	Up to 1/4 pl.	1/2 and 1/1 pl.		2 x 2 in.	3 1/2 x 3 1/4 in.

LOCATION

REFERENCES

32 Iron brooch bow, 3.2 cms. long 1958 CII 2a.

(1'4" : 5'9" : 1'8")



*are both probably long, flat, bowed
ha Tota I brooches of Wednes type? 250-151
dib. ? S.C.*

33 Iron brooch bow, 7.5 cms long. 1958 CII 2a.

(10'0" : 5'8" : 1'7")



UNIVERSITY OF BRISTOL SPELAEOLOGICAL SOCIETY
MUSEUM CATALOGUE

J2.8
34 - 43.

No.

NEGATIVES			PHOTOGRAPHS	LANTERN SLIDES	
35mm	Up to 1/4 pl.	1/2 and 1/1 pl.		2 x 2 in.	3 1/4 x 3 1/4 in.

LOCATION

REFERENCES

- 34. Iron nail 1958 CIII 2a. Depth = 1'5".
- 35. Iron nail 1958 CIII 2a. (6'6" ; 2'0" ; 1'10")
- 36. Iron nail or pin. 1958 CII 2a. Depth = 1'2".
- 37. Fragment of iron pin. 1958 CII 2a. Depth = 1'5".
- 38. " 2" " " . 1958 CIII 2a. Depth = 1'2".
- 39. " " " " . 1958 CIII 2a. (6'7" : 7'7" : 1'6")
- 40. " " " " . 1958 CIII 2a. (8'7" : 5'7" : 1'7")
- 41. Iron fragment. 1958 CII 2a. Depth = 1'9".
- 42. " " . 1958 CII 2a.
- 43. Iron pin. 1958 CII 2a. (7'2" : 6'7" : 1'10")

Moore's Modern Methods Ltd., London



To repeat order state 5" x 8" Feint

UNIVERSITY OF BRISTOL SPELAEOLOGICAL SOCIETY J2.8
MUSEUM CATALOGUE 44 - 49.
 No.

NEGATIVES			PHOTOGRAPHS	LANTERN SLIDES	
35mm	Up to ¼ pl.	½ and 1/1 pl.		2 x 2 in.	3¼ x 3¼ in.

LOCATION

46, 48, 49 30.1 Stone 11.

REFERENCES

44. Iron ?nail. 1958 CIII 2a. (3'4" : 4'10" : 1'9")
 45. Fragment of iron plate. 1958 CIII2a.
 46. Rectangular & perforated iron plate. 1958 CI 2. D. = 1'0"
 47. Iron fragment. 1958 CIII 2a. (1'1" : 7'0" ; 1'3")
 48. Fragment of iron ?saw blade. 1958 CII 2a. (2'10":8'7":1'3")
 49. Half of iron "tweezers" & 1958 CIII 2. (probably recent.).



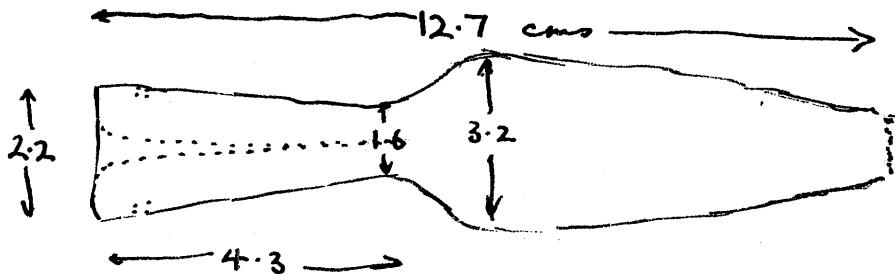
UNIVERSITY OF BRISTOL SPELAEOLOGICAL SOCIETY J2.8
 MUSEUM CATALOGUE No: 50

NEGATIVES			PHOTOGRAPHS	LANTERN SLIDES	
35mm	Up to $\frac{1}{4}$ pl.	$\frac{1}{2}$ and 1/1 pl.		2 x 2 in.	$3\frac{1}{4} \times 3\frac{1}{4}$ in.

LOCATION

REFERENCES

50. Iron lance-head. 1958 CIII 2a.



UNIVERSITY OF BRISTOL SPELAEOLOGICAL SOCIETY
MUSEUM CATALOGUE

J2.8
51

No.

NEGATIVES			PHOTOGRAPHS	LANTERN SLIDES	
35mm	Up to 1/4 pl.	1/2 and 1/1 pl.		2 x 2 in.	3 1/4 x 3 1/4 in.

LOCATION

REFERENCES

51. Iron fragment. 1958 CL 2.

Moore's Modern Methods Ltd., London



To repeat order state 5" x 8" Feint

To repeat order state **Feint**, Size 5" x 8"

**UNIVERSITY OF BRISTOL SPELAEOLOGICAL SOCIETY
MUSEUM CATALOGUE**

No.

J218
52

NEGATIVES			PHOTOGRAPHS	LANTERN SLIDES	
35mm	Up to $\frac{1}{4}$ pl.	$\frac{1}{2}$ and $\frac{1}{1}$ pl.		2 x 2in.	$3\frac{1}{4}$ x $3\frac{1}{2}$ in.
	<i>52</i> <i>Neg. with J2.6</i> <i>and part of 1.9</i>		<i>52 R.P. N.F.</i>		

LOCATION

REFERENCES

Copy Negative by H. Taylor, 1957 from
Proc. 1935, 4(3) Pl. III A

52 Swan necked Iron pin. Object destroyed in war



UNIVERSITY OF BRISTOL SPELAEOLOGICAL SOCIETY
MUSEUM CATALOGUE

No. J 2.8
53-55

NEGATIVES			PHOTOGRAPHS	LANTERN SLIDES	
35mm	Up to $\frac{1}{4}$ pl.	$\frac{1}{2}$ and 1/1 pl.		2 x 2in.	$3\frac{1}{4}$ x $3\frac{1}{2}$ in.
	53-55		53-55 RP NF		

LOCATION

REFERENCES

copy negative by H. Taylor 1957 from
Proc. 1935, 4 (3), fig 4, 5. p. 195

- 53 Spring of Bow of bronze brooch. Disc ornament with ring pattern. Found quarry N. about 6 in below surface of bank at the top of quarry. Destroyed in war
- 54 Spring part of iron brooch. Probably La Tène I. Bank Quarry N. Destroyed in war
- 55 Iron javelin head. Hammered socket. Rampart, quarry H. purchased. Destroyed in war.

To repeat order state **Feint**, Size 5" x 8"

UNIVERSITY OF BRISTOL SPELAEOLOGICAL SOCIETY MUSEUM CATALOGUE

No. J2.8
5356

NEGATIVES			PHOTOGRAPHS	LANTERN SLIDES	
35mm	Up to $\frac{1}{4}$ pl.	$\frac{1}{2}$ and $1/1$ pl.		2 x 2in.	$3\frac{1}{4}$ x $3\frac{1}{4}$ in.

LOCATION

REFERENCES

53. Drawing of Bronze Pakstave stated to be from
 Little Solisbury probably ex colln J.E. Pritchard.
 Perhaps in City museum. Scale $1/1$

UNIVERSITY OF BRISTOL SPELAEOLOGICAL SOCIETY J2.9
 MUSEUM CATALOGUE No. 1.

NEGATIVES			PHOTOGRAPHS	LANTERN SLIDES	
35mm	Up to 1/4 pl.	1/2 and 1/1 pl.		2 x 2 in.	3 1/4 x 3 1/4 in.

LOCATION

On Show

REFERENCES

1. Small orange-yellow bead or ring- 0.7 cms. diam.
 Indeterminate material.
 1955 AII. 8'7":5'6":1'6".

(Exc No 33)

Moore's Modern Methods Ltd., London



To repeat order state 5' x 8' Feint

UNIVERSITY OF BRISTOL SPELAEOLOGICAL SOCIETY
MUSEUM CATALOGUE

J2.9
2,3,

No.

NEGATIVES			PHOTOGRAPHS	LANTERN SLIDES	
35mm	Up to ¼ pl.	½ and 1/1 pl.		2 x 2 in.	3¼ x 3¼ in.

LOCATION

REFERENCES

2. Fragment of heavy red material, poss. iron oxide.
1958 CI 2.
3. Three pieces of slag 1958 CIII 2a.

